



**CSCS**

Annual Report  
2018

Centro Svizzero di Calcolo Scientifico  
Swiss National Supercomputing Centre

**ETH** zürich





**CSCS**

Centro Svizzero di Calcolo Scientifico  
Swiss National Supercomputing Centre

**ETH** zürich

# Annual Report 2018

**CSCS**

Centro Svizzero di Calcolo Scientifico  
Swiss National Supercomputing Centre

The photographer Alessandro Della Bella has portrayed eight staff members of CSCS: Nora Abi Akar, Stephanie Frequente, Miguel Gila, Katarzyna Pawlikowska, Angelo Mangili, Maxime Martinasso, Vasileios Karakasis, Rolando Summermatter.

# Welcome from the Director



Thomas Schulthess, Director of CSCS.

**As the new year starts, it is time to present the annual report of the previous year - and this means time to look back. What was important for me and my team? Instead of the usual greeting, I would like to share with you the questions I have been asked.**

## **Are you glad 2018 is over?**

Is it really over? It started in 2017 and will probably end in 2019.

## **Could you explain why?**

The infrastructure work highlights of 2018 started in 2017, and detailed planning won't be completed before summer 2019. Important projects don't respect calendar boundaries.

## **What were your personal highlights at CSCS in 2018?**

The list is long! Looking back from the future, it will probably be the decision of the ETH Board to keep CSCS' User Lab infrastructure on the roadmap of Swiss scientific research infrastructure based on strong recommendations conducted by the Swiss National Science Foundation; in practice, this means that the High-Performance Computing and Networking (HPCN) initiative that funds the supercomputing infrastructure at CSCS and extreme-scale application development in Switzerland will continue to receive financial support through 2024 at least. This gives us planning reliability, which is a huge advantage for the long-term development of the centre.

## **Were there also highlights in international High-Performance Computing?**

Seeing that GPU computing finally got traction and that our decision to invest in this technology in 2009, fully commit to this route in 2012, and stick with it in 2015 was right. It was the only correct one, but I'm a bit disappointed that there are currently no viable alternatives on the market for extreme-scale computing.

## **How could this be changed or improved?**

This is a difficult question. Developing new architectures requires large investments over many years. The HPC community has to do a better job in showing what the returns are and why it is worth it. But first, the community has to show that they can adopt new architectures. The GPU resolution shows that this is possible, but it took a long time.

## **Did you observe new trends that CSCS hasn't picked up on yet, or did you instead see other HPC players picking up CSCS ideas for the future?**

Given our early investments in GPU computing and the leadership position we have developed along with our partners, we have naturally encouraged others to follow the path we have taken; specifically, the ideas related to domain specific languages to overcome architectural challenges in complex applications for weather and climate as well as materials science are being adopted elsewhere.

Like many other HPC centres, we discuss data science and big data, but I fear we have not yet figured out how to properly implement the underlying service-oriented architectures necessary for an infrastructure that can support these new trends.

## **What is the challenge?**

Systems used for data science in the cloud are heavily automated. We have shown that this is possible for HPC systems too, but requires a very different setup. Training our staff to cope with these new ways of maintaining systems will be a high priority.

## **How important are European collaborations for CSCS?**

Very important! There is no Swiss science, it is a global endeavour that relies on international collaborations. PRACE, the Partnership for Advanced Computing in Europe, is very important for giving visibility to the high-end of our User Lab program and helps us improve its scientific quality.



Europe is “next door” for most Swiss scientists, and it is quite natural that most collaborations will develop on this continent. Therefore, we need strong European partners; this is in our long-term interest, and we have to support our neighbours. We have to see that new initiatives, such as EuroHPC, respect our contributions to the HPC landscape and stay on target from a technical point of view. Some of the recent trends that are purely motivated by politics worry me. We also have benefited a lot from partnerships with labs in the USA and Japan.

**What do you wish for in 2019 for CSCS and your team?**

For our users, another successful year in science; for CSCS, I wish for us to have the courage to seize the opportunities we see, even if they appear challenging or disruptive; and at a political level, that the issues with Swiss participation in European projects get sorted out quickly without disrespecting our democratic process.

Prof. Thomas Schulthess  
Director of CSCS

A handwritten signature in blue ink, reading "T Schulthess". The signature is written in a cursive, slightly stylized font.

# Content

|                    |    |
|--------------------|----|
| I Key Information  | 6  |
| II Activity Report | 10 |
| III User Lab       | 16 |
| IV Insights        | 56 |
| V Facts & Figures  | 64 |

## KEY INFORMATION

---

Founded in 1991, CSCS develops and provides the key supercomputing capabilities required to solve challenging problems in science and/or society. The centre enables world-class research with a scientific user lab that is available to domestic and international researchers through a transparent, peer-reviewed allocation process. CSCS's resources are open to academia, and are available as well to users from industry and the business sector.

---

### Production Machines

Piz Daint, Cray XC50, 27.2 PFlops

Piz Daint, Cray XC40, 2.2 PFlops

---

### Granted Resources for User Lab

2018: 46 709 533 node h

2017: 43 451 090 node h

---

### User Community

2018: 132 Projects, 1 584 Users

2017: 116 Projects, 1 213 Users

---

### Employees

2018: 99

2017: 92

---

### Investments

2018: 2.5 Mio CHF

2017: 4.2 Mio CHF

---

### Operational Costs

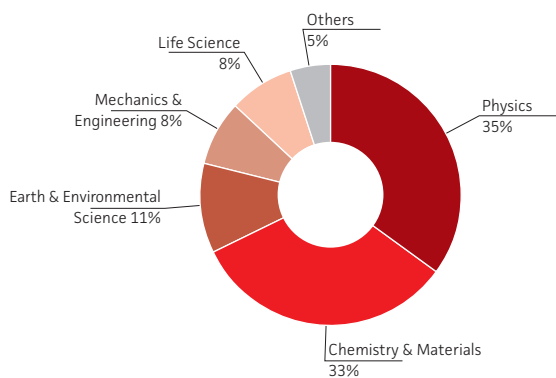
2018: 19.9 Mio CHF

2017: 16.4 Mio CHF

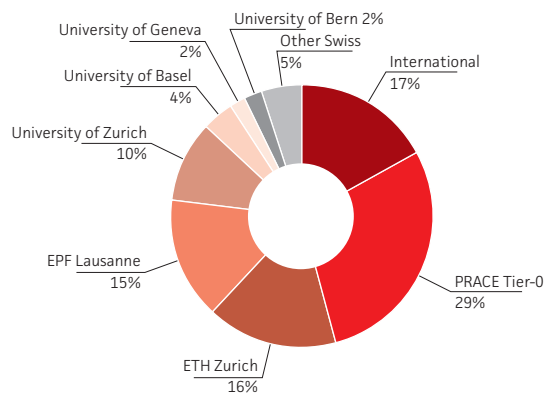
---



## User Lab Usage by Research Field



## User Lab Usage by Institution



## Computing Systems Overview

| Name        | Model               | Installation/Upgrades    | Owner                      | TFlops         |
|-------------|---------------------|--------------------------|----------------------------|----------------|
| Piz Daint   | Cray XC50/Cray XC40 | 2012 / 13 / 16 / 17 / 18 | User Lab, UZH, NCCR Marvel | 27 154 + 2 193 |
| Phoenix     | x86 Cluster         | 2007 / 12 / 14 / 15 / 16 | CHIPP (LHC Grid)           | 86             |
| Piz Kesch   | Cray CS-Storm       | 2015                     | MeteoSwiss                 | 196            |
| Piz Escha   | Cray CS-Storm       | 2015                     | MeteoSwiss                 | 196            |
| Monte Leone | HP Cluster          | 2015                     | User Lab                   | 7 + 15         |
| Grand Tavé  | Cray X40            | 2017                     | Research & Development     | 437            |



**Nora Abi Akar** – Software Engineer, Scientific Software & Libraries

|                                |   |
|--------------------------------|---|
| Nationality                    | Lebanese  |
| Working at CSCS since          | February 2018   |
| Background                     | 2011-2015 Bachelor in Electrical and Computer Engineering, American University of Beirut, Lebanon<br>2015-2017 Master's degree in Computer Science, MS Research Scholarship, EPFL   |
| Specialised in                 | As a software engineer in the Scientific Software and Libraries team at CSCS, I have had the chance to participate in two of our ongoing projects. My main focus has been on the Arbor project. I have worked on optimising the code on the multicore backend by taking full advantage of vectorisation as well as developing a multi-threaded tasking system. I have also explored optimising the GPU code by using CUDA streams. I have always enjoyed working on performance optimisation, and to be able to do that in the context of a big project has been extremely rewarding. My work on the Arbor project extends beyond optimisation, as I take part in maintaining the code as well as adding new features to the library. In addition to Arbor, I have been involved in the Gridtools project. My work with the Gridtools team centers around evaluating new technologies and their performance. This often requires a deep understanding of the architecture, an exercise I enjoy immensely. |
| Working at CSCS means to me    | Having the chance to build optimised software that can take full advantage of the computational resources and, as a result, be able to play a part in advancing scientific research.  |
| What I like most about my work | I am continuously learning and building my skills in a nurturing environment full of brilliant people. Also, having access to one of the largest supercomputers in the world!   |
| What challenges me at my work  | Striving to understand the application domain and systems in order to propose the best solution to any task.  |



**Stephanie Frequente** – Human Resources Manager

|                                |   |
|--------------------------------|---|
| Nationality                    | Swiss   |
| Working at CSCS since          | November 2011   |
| Background                     | 1999-2002 Degree in Hospitality Management, Schweizerische Hotelfachschule Luzern<br>2007-2008 HR Specialist, Federal Diploma of Higher Education   |
| Specialised in                 | As Human Resources Manager, I am specialised in recruiting and also developing our employees and managers.  |
| Working at CSCS means to me    | It means to support CSCS' strategy and growth from an HR point of view, and to support managers and employee's growth as well as professional development while at the same time making sure that all internal process are adhered to.  |
| What I like most about my work | I love everything about my work at CSCS, and it is very difficult to pick favourite parts. One of my favourite responsibilities is supporting managers in the recruiting process, which means getting to meet candidates from all over the world as well as developing and growing our employees. It is great to work in an international environment and to be able to communicate in three different languages (English, Italian, German) on a daily basis. On top, I particularly cherish the multi-cultural and the academic environment with highly qualified and talented colleagues, as well as the fact that every day I learn something new and that I believe I can really make a difference! Also, at CSCS I have the freedom to bring in new ideas, implement them and continuously drive growth/change. Being embedded in the larger ETH HR team in Zurich is also extremely stimulating, as I am part of interesting projects in cross-functional teams. This drives us forward as an HR team and gives me the opportunity to bring in my experience and ideas as well as learn from my colleagues, and at the same time collaborate and get to know different HR team members. |
| What challenges me at my work  | From my point of view, I am not confronted with challenges, but with opportunities for improvement. For example, bringing together different cultures from different countries with different backgrounds: Internationalisation, globalisation, and last but not least, the impact of digitalisation in our work environment are topics of interest for me.   |

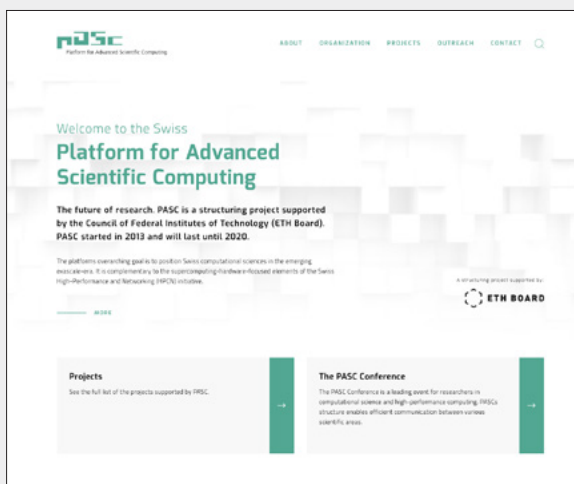
## January

18



### New website pasc-ch.org

The website dedicated to the Platform for Advanced Scientific Computing (pasc-ch.org) was redesigned and relaunched. It is now possible to get a quick overview of the activities that have been supported by the initiative.



22



### Webinar on best practices for building software on “Piz Daint”

A webinar was organized to help scientists compile their code on “Piz Daint”, with a special focus on the EasyBuild template.

25



### MAESTRO project accepted in the scope of Horizon 2020


With the participation of CSCS, a European project was accepted in the scope of Horizon 2020 for the duration of three years. The Middleware for memory and data-awareness in workflows (MAESTRO) project will address the ubiquitous problems of data movement in data-intensive applications and workflows.

## March

21

### Ambassador of Canada to Switzerland and Liechtenstein at CSCS

Mrs Susan Bincoletto, Canada’s Ambassador to Switzerland and Liechtenstein in Bern, visited CSCS with a small Canadian delegation and members of the Camera Commercio Ticino.



21 / 23



### Workshop on in-situ analysis, visualization with SENSEI and advanced visualization techniques

CSCS organized a two-day course on “in-situ analysis and visualization with SENSEI software”, followed by a one-day workshop on “advanced visualization techniques”. Attendees learned the basics of in-situ analysis and visualization while being exposed to advanced analysis such as time-dependent autocorrelation and interactive monitoring and steering.

## April

# 09/12

### HPC Advisory Council 2018 & HPCXXL User Group

More than 100 professionals attended the ninth Switzerland Conference of the HPC Advisory Council in Lugano. Co-sponsored by CSCS, the conference delved into a wide range of interests, disciplines and topics in HPC – from present day application to future potential. The conference was jointly organized with the HPCXXL User Group (the user group for large HPC installations), a self-organized and sustained group for sites with large scale installations of IBM and/or Lenovo platforms.

# 10

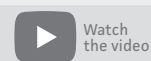
### Euler inauguration

Rui Brandau, Director of IT Services of ETH Zurich, and Carlo Giorgi, Managing Director of HPE Switzerland, inaugurated Euler IV. Housed at CSCS, Euler IV is the central high-performance cluster of ETH Zurich. It was purchased at the end of 2017 and has been in operation since the beginning of 2018.



## May

# 14/15



### Workshop on directives-based GPU programming

A two-day course with lectures and exercises introduced the OpenACC programming paradigms for the GPU.

## June

# 13/15

### Workshop on exploiting supercomputers and containers for data science

CSCS organized a three-day course focused on data science applications and containerization. Attendees learned how to create and run their own container images and how to make use of containers that are provided by third parties.

# 20/21

### ADAC workshop Switzerland

The sixth Accelerated Data Analytics and Computing (ADAC) workshop organized by CSCS was hosted at the ETH Zurich main building. Leaders in hybrid accelerated HPC in the United States, Japan and Switzerland met to discuss the latest updates in HPC.



# 24/27

### CSCS at ISC18

CSCS and the Swiss HPC community were present this year at ISC18 in Frankfurt. Attendees discovered the latest news about CSCS and HPC in Switzerland while enjoying a cup of coffee and some world-famous Swiss chocolate.



## July

02 / 04



### PASC18 in Basel

More than 400 scientists from across the globe met at the fifth edition of the PASC Conference co-sponsored by CSCS and ACM SIGHPC. The topic of the conference was “Fast and Big Data, Fast and Big Computation” and included more than 200 talks.



13

### New offices in Via Zurigo, Lugano

A new office has been rented in Lugano to host the increasing number of staff members. The new office space includes 17 work spaces, a meeting room and a small kitchenette.

16 / 27



### CSCS-USI Summer School

This year the CSCS-USI Summer School took place for the first time at the Steger Center for International Scholarship in Riva San Vitale. Among the 21 participants, from Switzerland and abroad, there were undergraduate students, Ph.D. students, postdocs and researchers who attended lectures about High-Performance & Parallel GPU Computing.



## September

03



### CSCS joins ESIWACE2 project

CSCS received EU funding for a period of four years to contribute to the second phase of the ESIWACE (Centre of Excellence in Simulation of Weather and Climate in Europe) project. The path towards exascale computing holds enormous challenges for the advancement of weather and climate modelling. Issues regarding portability, scalability and data management can hardly be faced by individual institutes. Therefore, ESIWACE2 will link, organise and enhance Europe's excellence in weather and climate modelling to address these challenges. Within this project, ETH Zurich (CSCS) and MeteoSwiss will collaborate with partner institutions throughout Europe to prepare atmospheric and oceanographic models for the coming generation of computers.

11



### User Lab Day 2018

On September 11 in Lucerne, CSCS welcomed more than 70 scientists from Swiss universities and research institutions. Plenary and parallel sessions informed them about current activities and new services provided by the centre. It was also a good opportunity for networking!

## October

01 / 05

### EuroHack18: GPU programming hackathon

CSCS organized the fourth GPU-programming hackathon at the Hotel De La Paix in Lugano. The goal of the hackathon is to help and support the researchers in GPU's programming.



03



### Visit of the EU Telecom & Digital Attachés

On October 3, CSCS had the pleasure of welcoming the EU Telecom and Digital Attachés. After the welcome by director Thomas Schulthess, the participants were given a presentation of the CSCS centre including a visit to the machine room and technical infrastructure. This allowed the participants to discover the facilities used in the scope of different EU research projects.

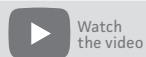


09

### Cabinets of “Piz Daint” damaged

“Piz Daint” suffered a serious malfunction as a small fire developed on the wiring and power supply side of a hybrid cabinet. The fire was rapidly extinguished, but it left one hybrid cabinet with major damage and five additional hybrid cabinets with minor internal damage due to the smoke and soot. The affected cabinets were immediately removed and “Piz Daint” went back in production with a reduced configuration until an almost full functionality could be restored a few weeks later.

09/11



### Workshop on high-performance computing with Python

A three-day course with lectures and hands-on sessions was offered to show how the programming language Python can be used on parallel computer architectures and how to optimize critical parts of the kernel using various tools.

## November

12/15

### CSCS at Supercomputing Conference 2018 in Dallas

CSCS and the Swiss HPC community (hpc-ch) had a booth at the world’s largest supercomputing conference, SC18, in Dallas, Texas, where they presented the latest HPC developments in Switzerland.



## December

01



### MaX Centre of Excellence gets additional funding

Since its creation in 2015, CSCS has participated in the Materials at eXascale (MaX) Centre of Excellence. MaX is one of the nine “European Centres of Excellence for HPC applications”, funded by the EC under the H2020 e-INFRA-2015 call. MaX supports developers and end users of advanced applications for materials simulations, design and discovery, working at the frontiers of current and future HPC technologies. The EC confirmed additional funding for three years.





**Miguel Gila** – System Engineer, HPC Operations

|                                |   |
|--------------------------------|---|
| Nationality                    | Spanish   |
| Working at CSCS since          | April 2011  |
| Background                     | 1998-2003 Bachelor in Computing Science, University of Almeria, Spain<br>2006-2008 Master's Degree in Computer Science, University of Almeria, Spain  |
| Specialised in                 | As a system engineer in the HPC Operations Unit, I'm specialised in administering large computing facilities.   |
| Working at CSCS means to me    | Except for maintenance days... it generally means a lot of fun! As a computer geek, I find it amazing having the opportunity to do really interesting things with state-of-the-art technologies, at a scale difficult to find anywhere else. Also, the work environment and culture facilitate balancing work and family life, which, to me, makes CSCS a great place to work.            |
| What I like most about my work | There are many things I love about my job at CSCS, but certainly one of the things that I enjoy the most is resolving complex problems on our systems. Trying to understand why a specific piece of software or hardware is not working as expected, digging all the way through the different layers until finding the root cause, and then reaching a solution, is a fantastic feeling! |
| What challenges me at my work  | Keeping up with technology advancements while making sure our resources are usable and delivered in the most efficient and fair way is an extremely challenging task. It requires constant effort and adaptation to changing situations, which ultimately makes it also very rewarding when things work for our users.  |



**Katarzyna Pawlikowska** – Research Collaboration Coordinator, Staff Unit

|                                |   |
|--------------------------------|---|
| Nationality                    | Polish  |
| Working at CSCS since          | November 2011   |
| Background                     | 1998-2003 Master's Degree in Economics, Specialisation: International Relations, International Trade, Cracow University of Economics, Cracow, Poland  |
| Specialised in                 | EU Projects Management, European Collaboration and European policies.   |
| Working at CSCS means to me    | To me, working at CSCS means supporting European collaborations that can make an important contribution to a sustainable development of science and our society.  |
| What I like most about my work | CSCS, with its cutting-edge high-performance computing systems, is part of ETH Zurich, one of the top universities in science and technology. This position opens the door to countless opportunities for international collaborations in leading research and innovations. Working here allows me to gain great knowledge in European policies related to the field of digital single market and particularly HPC. |
| What challenges me at my work  | The multicultural environment of CSCS and ETH Zurich together with the diversity of European partners is always very stimulating. Furthermore, being exposed to fields that extend beyond my background and experience is extremely fascinating and continues to drive my thirst for exploration!   |



# User Lab Day 2018 – “Meet the Swiss National Supercomputing Center”

After a few years in which new developments and offers at CSCS were communicated during PASC conferences, we returned to the format of full-day meetings with users, offering plenary and parallel sessions. CSCS welcomed more than 70 scientists on the User Lab Day 2018 in Lucerne.

CSCS wishes to present current activities and new services, to share the mid-term strategy, and to meet with current and prospective future users, creating the opportunity to openly talk about expectations, wishes, and interests. A single session at a PASC conference seems to give not enough time to meet these goals, while a full day offering presentations, personal exchange, and a whole range of mini tutorials on timely topics offers many more opportunities and becomes more attractive for a wider audience.

Vanessa Wood, professor at the Department of Information Technology and Electrical Engineering at ETH Zurich, delivered a keynote lecture on “Adventures of an Experimentalist in the World of Large-Scale Simulations Big Data”. During her presentation, Vanessa described how as an experimentalist she started to get interested in simulation and how computers have helped her understand a number of phenomena in the field of colloidal nanocrystals and batteries that experiment alone could not explain.

In another plenary session, CSCS summarized resources and services on offer, updated on the application portfolio, specifying popular codes maintained and upgraded regularly, and offered a glimpse on hardware and other infrastructure behind the scenes, necessary for a large-scale supercomputer like Piz Daint to function as expected.

The rest of the day was dedicated to parallel sessions on a whole range of topics including Debugging & Performance, Compiling, Scientific Visualization, Input/Output Libraries, Workflows and Best Practices (Slurm, Data Transfer, Pre- & Post-processing), Containers, Continuous Integration, Regression Testing, and Interactive Computing. Lunch and coffee breaks as well as a final apéro offered plenty of opportunities for open discussions with the participants.

## Resources allocated in 2018

Analysis of usage statistics shows that Chemistry & Materials lost its title of being number one user of resources to Physics for the first time in many years. Physics used 35% of the total allocation, relegating Chemistry & Materials (33%) to second place. Earth & Environmental Science used 11% of the share, Life Sciences and Mechanics & Engineering together 16%, essentially unchanged compared to 2017.

ETH Zurich used 19% of the resources, partially via User Lab Calls and partially via PRACE Tier-0 calls. EPF Lausanne follows at 15%, unchanged from 2017. International utilization went up to 43%, for the most part the PRACE Tier-0 program. Universities of Zurich, Basel, Bern, and Geneva used 10, 4, 2, and 2%, respectively. The remaining 5% of the resources were distributed among other Swiss institutions.

## List of CHRONOS Projects Renewals

| Principal Investigator | Organisation                               | Research Field          | Project Title   | Node h    |
|------------------------|--|-------------------------|---|-----------|
| Constantia Alexandrou  | University of Cyprus & Institute of Cyprus | Physics                 | Nucleon structure using lattice QCD simulations with physical values of the light, strange and charm quark masses | 2 000 000 |
| Petros Koumoutsakos    | ETH Zurich                                 | Mechanics & Engineering | Simulation of microfluidics for mechanical cell separation: Building the in-silico lab-on-a-chip                  | 2 000 000 |

## List of PRACE Tier-0 Projects

| Principal Investigator | Organisation                        | Research Field           | Project Title  | Node h    |
|------------------------|-------------------------------------|--------------------------|--|-----------|
| Olaf Kaczmarek         | University of Bielefeld             | Physics                  | The chiral limit in (2+1)-flavor QCD   | 2 342 940 |
| Romain Teyssier        | University of Zurich                | Physics                  | Simulating the Euclid Universe   | 2 000 000 |
| Carmen Domene          | University of Bath                  | Life Science             | MICNA – Mechanisms of ion conduction in sodium channels  | 1 500 000 |
| Gabriel Wlazlowski     | University of Warsaw                | Physics                  | Interdisciplinary simulations of Fermi superfluids far from equilibrium                                    | 1 281 648 |
| Christoph Schaer       | ETH Zurich                          | Earth & Environ. Science | Convection-resolving climate on GPUs (gpuCLIMATE)  | 1 185 708 |
| Simone Meloni          | University of Rome<br>"La Sapienza" | Chemistry & Materials    | ADRENALINE – hAlIDe peRovskites sEqueNtIAL depositioN mEchanism<br>(by ab-initio rare events simulations)  | 1 147 060 |
| Pierre Ocvirk          | University of Strasbourg            | Physics                  | Shining a light through the dark ages  | 1 000 000 |
| Stefano Vanni          | University of Fribourg              | Life Science             | LDbud – Lipid Droplet Biogenesis   | 1 000 000 |
| Aaron Walsh            | University of Bath                  | Chemistry & Materials    | Overcoming bottlenecks in disordered kesterite photovoltaics (KESTPV)                                      | 368 000   |
| Francesco Gervasio     | University College<br>London        | Life Science             | CryptoPocketSim – Understanding the mechanism of cryptic<br>pocket formation at protein-protein interfaces | 294 120   |

## Largest Projects (> 500 000 Node h)

| Principal Investigator | Organisation         | Research Field           | Project Title   | Node h    |
|------------------------|----------------------|--------------------------|---|-----------|
| Stefan Goedecker       | University of Basel  | Chemistry & Materials    | Structure prediction of solids, surfaces and clusters   | 1 000 000 |
| Mathieu Luisier        | ETH Zurich           | Chemistry & Materials    | Ab-initio exploration of novel 2D materials for logic switch applications<br>and beyond   | 913 000   |
| Nicola Spaldin         | ETH Zurich           | Chemistry & Materials    | Coupled and competing instabilities in complex oxides   | 900 000   |
| Lucio Mayer            | University of Zurich | Physics                  | Multi-scale evolution of massive black hole binaries on the fast track with GPUs;<br>from cosmological galaxy mergers to the in-spiral driven by gravitational waves<br>combining SPH and direct N-Body codes | 884 672   |
| Nicola Marzari         | EPF Lausanne         | Chemistry & Materials    | Mapping the structures and properties of all bulk forming binary systems:<br>A high-throughput study  | 804 000   |
| Ulrike Lohmann         | ETH Zurich           | Earth & Environ. Science | The impact of aerosols in the past, present, and future climate   | 746 608   |
| Marcella Iannuzzi      | University of Zurich | Chemistry & Materials    | Ab-initio nanofluidics: Electronic structure and transport  | 720 000   |
| Sandra Luber           | University of Zurich | Chemistry & Materials    | Advancing biomimetic water oxidation catalysis via novel Co(II)-based cubanes   | 700 000   |
| Carlo A. Pignedoli     | Empa                 | Chemistry & Materials    | Screening of the electronic and optical properties of carbon based<br>1D heterostructures   | 690 000   |
| Antoine Georges        | University of Geneva | Chemistry & Materials    | Electronic and structural properties of complex oxides:<br>Vanadates, iridates and cuprates   | 665 600   |
| Nicola Marzari         | EPF Lausanne         | Chemistry & Materials    | Materials for energy  | 600 000   |
| Sandra Luber           | University of Zurich | Chemistry & Materials    | Advancing electronic structure calculations for complex nature-inspired systems   | 599 000   |
| Jürg Hutter            | University of Zurich | Chemistry & Materials    | Properties of liquids, solutions, and interfaces from density functional theory   | 590 000   |
| Andrew Jackson         | ETH Zurich           | Earth & Environ. Science | Self-excited dynamo action in planets   | 500 720   |
| Andreas Fichtner       | ETH Zurich           | Earth & Environ. Science | Multiscale global Earth model II  | 500 000   |
| Dimitri Komatitsch     | CNRS Marseille       | Mechanics & Engineering  | The «CLEAR IMAGE» Project, going beyond the current state-of-the-art<br>in seismic imaging  | 500 000   |











**Angelo Mangili** – Account Manager, User Engagement & Support

|                                |   |
|--------------------------------|---|
| Nationality                    | Swiss   |
| Working at CSCS since          | December 1991   |
| Background                     | 1983-1988 Bachelor in Computer Science, EPFL<br>1989-1991 Research assistant, Computer Graphics Laboratory, EPFL  |
| Specialised in                 | Currently my role at CSCS is account manager in the User Engagement and Support Unit. My background is 3D data visualization and software development. As one would imagine, I started at CSCS supporting users in visualising simulation results and in pre- and post-processing of data. Then my career evolved to general application support and currently into account management. My technical expertise allows me to be the liaison between CSCS and selected external customers, such that both needs and expectations are properly understood and represented. It is now a number of years that I have been the account manager for MeteoSwiss, a challenging customer for whom CSCS provides a broad range of services, which go far beyond simple computational resources. For this reason, part of my work consists of finding adequate solutions that meet all of a customer's needs and requirements. Mutual understanding and trust are important aspects of the work and are essential in customer relationships, and they are gradually developed over time. |
| Working at CSCS means to me    | Being able to help advance and promote science for the benefit of the entire society, and also being given a unique opportunity to be part of the catalyst process, which enables technology development and innovation.  |
| What I like most about my work | Each customer has its own needs and expectations, which often vary and increase over time. Moreover, technology is rapidly changing, thus the proposed solutions will never last for more than a couple of years. We are in the position of having to regularly reassess these needs and requirements and proactively propose better alternatives. This is what makes working at CSCS exciting!   |
| What challenges me at my work  | When new customers approach us, very often it is a challenge to fully understand the extent of their needs and expectations. We have to clearly explain what CSCS is actually able to offer, and we ultimately rise up to the challenge of thinking of possible solutions or new services that were never addressed nor offered before. Sometimes we try to push customers' limits, even if it might cause some disruption in their workflow, but the achievements are often highly rewarding both for the customer and for us.   |





**Maxime Martinasso** – Computer Scientist, Office of the CTO

|                                |  |
|--------------------------------|--|
| Nationality                    | French   |
| Working at CSCS since          | July 2014  |
| Background                     | <p>1998-2001 Bachelor in Computer Science, University of Avignon, France</p> <p>2001-2003 Master in Computer Science Fundamentals and Graph Theory, University of Bordeaux 1, France</p> <p>2004-2007 Ph.D. in HPC and Communication Modelling, INRIA, France</p>  |
| Specialised in                 | <p>In the office of the CTO, our main goal is to technically lead the centre towards the strategic goals provided by the director. As a computer scientist and CTO deputy in the office of CTO, I am responsible for assisting the CTO in identifying, planning and executing technical decisions to learn and apply new technologies, and also to oversee the development of key initiatives inside the centre to implement these strategic goals. My role varies from writing proposals for Swiss and European projects, to developing proofs-of-concept for certain technologies, to leading teams to apply or implement successful tools and techniques, and to disseminating the resulting solutions in international conferences or work groups.</p> |
| Working at CSCS means to me    | <p>CSCS is a well-recognized and a very innovative centre in the HPC community. It was one of the first to introduce GPGPU at large scale specifically for operational weather forecasting systems, and it became a leader in that field. Today, one of CSCS's goals is to converge Cloud and HPC technologies together, which brings very exciting and technical challenges. CSCS also provides a very stable and nice working environment. Both aspects make CSCS a great place to develop and deploy future technology to improve the HPC community.</p>  |
| What I like most about my work | <p>Being part of CSCS in the office of the CTO is a very interesting position, as on one hand I need to have a deep understanding of the HPC technology and its community, and, on the other hand, I need to identify innovative ways to meet CSCS's technical objectives. I like the fact that I have a great flexibility in terms of work directions with a wide variety of technical topics to investigate. I also appreciate the fact that I can rely on very knowledgeable and professional colleagues.</p>   |
| What challenges me at my work  | <p>There are different aspects which challenge me, and, most importantly, I like very much the diversity of these challenges. For instance, I may need to focus on a complex technical problem for a couple of weeks or do networking and dissemination activities by participating in international conferences. I also need to be aware of technological developments and their potential applications, and I evaluate the benefits of vendor-provided technology.</p>   |

# List of Projects by Institution

## Chalmers University of Technology

Continuum models for Brownian motion in weakly rarefied flows, using the Immersed Boundary Method (IBM) on GPU, Andreas Mark (Mechanics & Engineering, 33 000 node h)

## CNRSf Marseille

The «CLEAR IMAGE» Project, going beyond the current state-of-the-art in seismic imaging, Dimitri Komatitsch (Mechanics & Engineering, 500 000 node h)

## Cornell University

Phase-stability of superconducting intermetallics from quantum Monte Carlo simulations, Maximilian Amsler (Chemistry & Materials, 400 000 node h)

## Empa

Effects of membranes composed of phosphatidylcholine, phosphatidylserine and cholesterol, on calcium phosphate ion association and aggregation: An in-silico and in-vitro investigation, Riccardo Innocenti Malini (Chemistry & Materials, 95 892 node h)

Forward and inverse modelling of greenhouse gases, Dominik Brunner (Earth & Environmental Science, 129 000 node h)

## EPF Lausanne

Computational design of novel immunogens for vaccine development, Bruno Correia (Life Science, 451 320 node h)

GPU-SPHEROS: GPU accelerated meshless solver for Pelton turbine sediment erosion, Ebrahim Jahanbakhsh (Mechanics & Engineering, 300 000 node h)

The evolution of rough surfaces in the adhesive wear regime, Jean-François Molinari (Earth & Environmental Science, 300 000 node h)

Advanced fast ion auxiliary heating scenarios in two- and three-dimensional tokamak and stellarator magnetic topologies, Jonathan Graves (Physics, 225 000 node h)

Machine learning of dielectric response tensors, David Wilkins (Chemistry & Materials, 224 000 node h)

Mechanical properties of hybrid halide perovskite photovoltaics: Monitoring humidity-induced degradation with computer simulations, Wanda Andreoni (Chemistry & Materials, 800 000 node h)

Role of conformational dynamics in protein-protein interactions, Matteo Dal Peraro (Life Science, 90 000 node h)

2D Materials for gas separation, Varoon Kumar Agrawal (Chemistry & Materials, 165 600 node h)

Grid-based gyrokinetic simulations for studying basic turbulent transport mechanisms and realistic confinement properties of tokamak plasmas, Stephan Brunner (Physics, 450 000 node h)

Machine learning of chemical shifts, Edgar Engel (Chemistry & Materials, 308 100 node h)

Exploring excited state properties of metal organic frameworks for sensing and photocatalysis, Berend Smit (Chemistry & Materials, 200 000 node h)

Novel topological phases of materials, Oleg Yazyev (Chemistry & Materials, 175 632 node h)

Mapping the structures and properties of all bulk forming binary systems: A high-throughput study, Nicola Marzari (Chemistry & Materials, 804 000 node h)

Materials for energy, Nicola Marzari (Chemistry & Materials, 600 000 node h)

Simulations of drifting and blowing snow over East Antarctica using the Weather Research and Forecasting (WRF) model, Michael Lehning (Earth & Environmental Science, 112 000 node h)

Simulation of plasma turbulence in the periphery of tokamak devices, Paolo Ricci (Physics, 425 000 node h)

Atomic scale processes at solid-water interfaces, Alfredo Pasquarello (Chemistry & Materials, 430 000 node h)

Construction of a reference database for a neural network potential to model permeation of CO<sub>2</sub> in a metal organic framework, Rocio Semino (Chemistry & Materials, 50 000 node h)

### ETH Zurich

Improvement of performance of axial turbines through geometric optimization using high fidelity CFD, Reza Abhari (Mechanics & Engineering, 62 240 node h)

Three-dimensional imaging of the crust-mantle interactions beneath the Hangai Mountains, Mongolia using magnetotellurics, Alexey Kuvshinov (Earth & Environmental Science, 145 000 node h)

3D seismic wave simulations for the Mars InSight mission, Martin van Driel (Earth & Environmental Science, 200 000 node h)

Carrier dynamics in nanocrystals and nanocrystal solids, Vanessa Wood (Chemistry & Materials, 165 852 node h)

Uncertainty quantification for three-dimensional compressible fluid flows, Siddhartha Mishra (Computer Science, 346 000 node h)

Multiscale global Earth model II, Andreas Fichtner (Earth & Environmental Science, 500 000 node h)

Tunneling contributions to the proton switching mechanism of porphycene on metallic surfaces with ab-initio ring polymer instantons, Jeremy Richardson (Chemistry & Materials, 246 000 node h)

High-resolution glacier modelling with PISM, Julien Seguinot (Earth & Environmental Science, 90 000 node h)

Pulling it off – deciphering the vinculin F-actin catch bond, Viola Vogel (Life Science, 257 000 node h)

Multiphase fluid flow, evaporation and crystallization in deforming porous materials, Jan Carmeliet (Mechanics & Engineering, 185 000 node h)

Land-climate feedbacks in a changing climate, Edouard Davin (Earth & Environmental Science, 228 000 node h)

Multiscale in-silico modelling of bone mechanoregulation: From molecule to cell, tissue and organ, Harry van Lenthe (Life Science, 40 000 node h)

Self-excited dynamo action in planets, Andrew Jackson (Earth & Environmental Science, 550 720 node h)

Ab-initio exploration of novel 2D materials for logic switch applications and beyond, Mathieu Luisier (Chemistry & Materials, 913 000 node h)

Coupled and competing instabilities in complex oxides, Nicola Spaldin (Chemistry & Materials, 900 000 node h)

### Imperial College London

A priori evaluation of grid resolution for turbulent boundary layer using Flux-Reconstruction schemes, Yoshiaki Abe (Mechanics & Engineering, 384 000 node h)

### Leiden University

The origin of the compact, dusty objects G1 and G2 at the galactic center, Simon Portegies Zwart (Physics, 80 000 node h)

### Michigan State University

Gravitational wave and neutrino signals from core-collapse supernovae and failed supernovae, Kuo-Chuan Pan (Physics, 200 000 node h)

### Paul Scherrer Institute

Precise simulations of multi bunches in high-intensity cyclotrons, Andreas Adelman (Physics, 123 000 node h)

Reaction pathways modelling of conversion of methane over zeolite catalysts, Dennis Palagin (Chemistry & Materials, 155 000 node h)

High-fidelity characterization of safety parameters of Generation-IV European Sodium Fast Reactor optimized core using Serpent 2 Monte Carlo code, Alexander Ponomarev (Physics, 50 000 node h)

Computational investigation of radiation damage in thorium oxide-based fuel matrices, Raoul Aurelien Ngayam-Happy (Chemistry & Materials, 36 000 node h)

### SUPSI

Computational design and Optimization of Dendron-sirna complexes for the treatment of rheumatoid Arthritis (CODA), Marco A. Deriu (Life Science, 35 532 node h)

### Università della Svizzera italiana

Kinetics of urea decomposition in aqueous solution via enhanced ab-initio molecular dynamics, Daniela Polino (Chemistry & Materials, 270 000 node h)

Computational design of tailored peptidomimetics targeting the mRNAs translation process: The next-generation of therapeutic anticancer molecules, Daniele Di Marino (Life Science, 90 000 node h)

Atrial fibrillation in-silico study, Simone Pezzuto (Life Science, 200 000 node h)

### University College Cork

Photoactive metal organic frameworks, from understanding to design, Davide Tiana (Chemistry & Materials, 34 200 node h)

### University of Basel

Adaptive ensemble calculations for reaction barrier energies and transition states for quantum machine learning and alchemical perturbations in chemical space, Guido F. von Rudorff (Chemistry & Materials, 100 000 node h)

Effects of complex liquid environments on material properties, Giuseppe Fiscaro (Chemistry & Materials, 400 000 node h)

### University of Bern

Flavour singlet physics from lattice QCD in fully physical conditions, Urs Wenger (Physics, 430 000 node h)

Modelling extreme events in multiple ocean ecosystem stressors (M-OceanX), Thomas Frölicher (Earth & Environmental Science, 100 000 node h)

Pleistocene climate variability – complex modeling of the earth system, Christoph Raible (Earth & Environmental Science, 300 000 node h)

### University of California at Berkeley

A novel distributed-memory framework for neural network training, Kurt Keutzer (Computer Science, 300 000 node h)

### University of Fribourg

Large-scale molecular modeling of lipid droplet biology, Stefano Vanni (Life Science, 300 000 node h)

### University of Geneva

Magnetism in novel 2D materials, Marco Gibertini (Chemistry & Materials, 300 000 node h)

Instrument Monte Carlo Simulations for the Dark Matter Particle Explorer (DAMPE), Andrii Tykhonov (Physics, 32 000 node h)

Electronic and structural properties of complex oxides: Vanadates, iridates and cuprates, Antoine Georges (Chemistry & Materials, 665 600 node h)

### University of Lausanne

3D numerical thermo-mechanical modelling of tectonic nappe formation with application to the Helvetic nappe system, Stefan Markus Schmalholz (Earth & Environmental Science, 50 000 node h)

Identification of protonation events that drive activation and desensitization of acid-sensing ion channels, Stephan Kellenberger (Life Science, 36 000 node h)

### University of Melbourne

Compressible Direct Numerical Simulations on Impinging Jet Flows, José Otero (Mechanics & Engineering, 80 000 node h)

High-fidelity simulation of high-pressure turbine for model development using machine learning, Richard Sandberg (Mechanics & Engineering, 300 000 node h)

### University of Parma

Ab-initio estimation of contact hyperfine fields in muon spin rotation spectroscopy: Towards a new DFT assisted method for long range magnetic structure determination, Roberto De Renzi (Chemistry & Materials, 22 480 node h)

### University of Rome “La Sapienza”

Boiling of nanostructured surfaces: Effect of wetting and roughness, Mauro Chinappi (Mechanics & Engineering, 80 000 node h)

Ionic and electroosmotic flow in conical nanopores, Mauro Chinappi (Chemistry & Materials, 100 000 node h)

### University of Twente

Sheared Rayleigh-Bénard convection – towards the ultimate regime of turbulence, Detlef Lohse (Mechanics & Engineering, 99 441 node h)

### University of Zurich

Computing renal oxygenation in realistic vascular networks for improved treatment of anemia associated with chronic kidney disease, Kartik Jain (Mechanics & Engineering, 36 000 node h)

**Ab-initio nanofluidics: Electronic structure and transport**, Marcella Iannuzzi (Chemistry & Materials, 720 000 node h)

**Multi-scale evolution of massive black hole binaries on the fast track with GPUs; from cosmological galaxy mergers to the inspiral driven by gravitational waves combining SPH and direct N-Body codes**, Lucio Mayer (Physics, 884 672 node h)

**Molecular Dynamics simulations of  $\alpha$ -Synuclein binding to physiological membranes**, Davide Mercadante (Life Science, 50 000 node h)

**Solving large-scale overlapping generation models with stochastic fiscal policy**, Simon Scheidegger (Others, 132 000 node h)

**Predictive models for galaxy formation**, Romain Teyssier (Physics, 200 000 node h)

**Advancing understanding and design of photosensitizers for artificial water-splitting**, Sandra Luber (Chemistry & Materials, 98 000 node h)

### ZHAW

**Generation of synthetic turbulence and stochastic backscatter to improve the quality of Hybrid RANS-LES turbulence models**, Marcello Righi (Mechanics & Engineering, 36 000 node h)

## Renewals

### Empa

**Screening of the electronic and optical properties of carbon based 1D heterostructures**, Carlo A. Pignedoli (Chemistry & Materials, 690 000 node h)

### EPF Lausanne

**Multiscale Simulations of Biological Systems and Bioinspired Devices**, Ursula Röthlisberger (Life Science, 418 472 node h)

**Halide perovskites for solar cells: In-silico design of novel materials**, Ursula Röthlisberger (Chemistry & Materials, 331 456 node h)

**ORB5 – Core and pedestal turbulence**, Laurent Villard (Physics, 370 000 node h)

**Cardiac and vascular numerical simulations**, Simone DeParis (Computer Science, 350 000 node h)

### ETH Zurich

**Simulation of microfluidics for mechanical cell separation: Building the in-silico Lab-on-a-Chip**, Petros Koumoutsakos (Mechanics & Engineering, 2 000 000 node h)

**Learning and optimization for collective swimming**, Petros Koumoutsakos (Mechanics & Engineering, 360 000 node h)

**Bayesian uncertainty quantification for large-scale predictive simulations in nanotechnology and life sciences**, Petros Koumoutsakos (Computer Science, 150 000 node h)

**Cloud cavitation collapse in turbulent flows**, Petros Koumoutsakos (Mechanics & Engineering, 320 000 node h)

**The impact of aerosols in the past, present, and future climate**, Ulrike Lohmann (Earth & Environmental, 746 608 node h)

**Investigation of prechamber-induced ignition of natural gas using direct numerical simulations**, Christos E. Frouzakis (Mechanics & Engineering, 300 000 node h)

**Ab-initio simulations of conductive bridging memristors for application as plasmonic optical switches**, Mathieu Luisier (Chemistry & Materials, 386 000 node h)

**Aerosol cloud interactions and cloud variability on the regional scale**, Jan Henneberger (Earth & Environmental Science, 224 332 node h)

**Simulations of stable water isotopes in the atmospheric water cycle with COSMOiso in tropical, midlatitude and polar regions (TROMIPOiso)**, Franziska Aemisegger (Earth & Environmental Science, 61 200 node h)

**General large batch methods for scalable and accurate neural network training**, Torsten Hoefler (Computer Science, 120 000 node h)

### Paul Scherrer Institute

**Dissolution, growth and ion uptake at phyllosilicate surfaces: Coupling atomistic interactions at the mineral-water interface with Kinetic Monte Carlo model**, Sergey Churakov (Earth & Environmental Science, 320 000 node h)

### Università della Svizzera italiana

Homo- and heterodimerization mechanism of chemokine receptors CCR5 and CXCR4 investigated by Coarse-Grained Metadynamics simulations, Vittorio Limongelli (Life Science, 240 000 node h)

### University of Basel

Doped insulators at high-pressure as the new high-temperature superconductors, José A. Livas-Flores (Chemistry & Materials, 350 400 node h)

Structure prediction of solids, surfaces and clusters, Stefan Goedecker (Chemistry & Materials, 1 000 000 node h)

Atomization energies from ab-initio calculations without empirical corrections, Dirk Bakowies (Chemistry & Materials, 240 000 node h)

### University of Bern

ISOCARBON (Modelling ISOTopes of CARBON in the Earth System), Fortunat Joos (Earth & Environmental Science, 99 360 node h)

Structure, elastic constants and thermal expansion of iron at Earth's core conditions from free energy calculations, Donat Adams (Earth & Environmental Science, 80 000 node h)

### University of Cyprus & Cyprus Institute

Nucleon structure using lattice QCD simulations with physical values of the light, strange and charm quark masses, Constantia Alexandrou (Physics, 2 000 000 node h)

### University of Geneva

Relativistic cosmological simulations with evolution, Martin Kunz (Physics, 300 000 node h)

### University of Zurich


CP2k program development, Jürg Hutter (Chemistry & Materials, 96 000 node h)

Properties of liquids, solutions, and interfaces from density functional theory, Jürg Hutter (Chemistry & Materials, 590 000 node h)

Advancing biomimetic water oxidation catalysis via novel Co(II)-based cubanes, Sandra Luber (Chemistry & Materials, 700 000 node h)

Advancing electronic structure calculations for complex nature-inspired systems, Sandra Luber (Chemistry & Materials, 599 000 node h)







# Economists cash in on efficient high-performance computing method



 Read the article

Macroeconomic models, designed to study for example monetary and fiscal policy on a global scale, are extremely complex with a large and intricate formal structure. Therefore, economists are using more and more high-performance computing to try and tackle these models. (Image: William Potter, Shutterstock.com)

Macroeconomic models, designed to study for example monetary and fiscal policy on a global scale, are extremely complex with a large and intricate formal structure. Models can quickly reach hundreds of dimensions. The two main sticking points in calculating such complex economic models are recursively approximating the high-dimensional functions using many iteration steps and at the same time, systems of non-linear equations must be solved at millions of grid points that describe the model.

To find a highly efficient solution method that can recursively calculate the economic decision-making rules (known as policy functions), researcher from University of Zurich and Università della Svizzera italiana combined so-called sparse grids with a high-dimensional model reduction framework. The resulting linear combination of sparse grids, which describe the model and thus the policy functions, are nested together like a


Russian doll, and are lined-up in such a way that they optimally approximate and describe the original high-dimensional space.

The code to calculate the individual grids and their combination is highly parallelised. Even in small models with “only” 50 dimensions, the method efficiently scales up on “Piz Daint” to as many as 1 000 computer nodes at the same time. To further minimise the time required to solve the functions and keep communication between the processors and the processes running on them highly efficient, the researchers also used a hybrid parallelisation scheme (Message Passing Interface and Intel® Threading Building Blocks.).

## Reference

Eftekhari A, Scheidegger S & Schenk O: Parallelized Dimensional Decomposition for Large-Scale Dynamic Stochastic Economic Models, Proceedings of the Platform for Advanced Scientific Computing Conference (2017), 9, DOI 10.1145/3093172.3093234.

# Fishing with simulations for two-dimensional materials



Computational discovery of novel 2D materials. (Image: Giovanni Pizzi, EPFL)

Researchers from EPF Lausanne have developed a method that used "Piz Daint" supercomputer to identify 258 promising candidates for two-dimensional compounds in one go. Two-dimensional materials are ascribed completely different physical properties to the three-dimensional compounds from which they derive. They are thus promising candidates for the next generation of electronic and optoelectronic applications.

The scientists began their investigation with 108 423 materials known from other experiments. They first used their self-developed algorithm to filter out materials with suitable geometric properties: crystals with a layered structure. This helped them to narrow down the number to 5 619 compounds, which were then screened using high-throughput electronic structure calculations, thus fishing out materials whose layers only had weak bonding interaction between them.


Using this step-by-step approach and further testing the crystals' mechanical stability, vibrational properties, electronic structure and potential magnetic strength the researchers succeeded in identifying the 258 promising candidates.

Ever since the successful production of graphene, two-dimensional materials have been intensively researched. But until now, only a few dozen could be produced or exfoliated from three-dimensional materials. The success of the new method in the search for two-dimensional materials is a perfect example of how computational methods can speed up the discovery of new materials.

#### Reference

Mounet N et al.: Two-dimensional materials from high-throughput computational exfoliation of experimentally known compounds, *Nature Nanotechnology* (2018), 13, 246-252, DOI 10.1038/s41565-017-0035-5.

# Swimming in schools saves energy



 Read the article

A follower interacts judiciously with the wake generated by two leading fish, which increases its swimming-efficiency substantially. (Image: CSElab/ETH Zurich)

Researchers from ETH Zurich's Computational Science & Engineering Lab (CSElab) combined on "Piz Daint" supercomputer for the first time high-accuracy flow simulations of the complex interplay between swimming fish and their flow environment with reinforcement learning, a potent machine learning algorithm. This kind of learning algorithm has been used in games such as 'Go', enabling the computer to outperform humans. Deploying reinforcement learning on complex physical systems, however, has never been done before, as the algorithm requires thousands of iterations.

Fish schooling was previously only tackled with very simplified models that did not account accurately for the fluid dynamics of the fish swimming. With these simulations they answered the longstanding question of whether fish gain an energetic advantage by swimming in schooling formations – and the answer is "yes."

The researchers determined that the fish swam most energetically when they swam not one after the other, as previously suggested, but at an offset from the swimming direction of the leader.

At such locations they harnessed the vortices generated by the leader by intercepting them with their head, splitting the vortex into fragments that they then guided down their bodies. The progress of these fragmented vortices supplies the fish with thrust without robbing the leader of energy.

The developed algorithms and physics learned can be transferred into autonomously swimming or flying robots. Autonomous robot swimmer or flyer could handle unexpected flow situations – for example, when flying between buildings in high winds to deliver goods, or during search and rescue operations in stormy conditions. The possibility of letting airplanes with similar destinations fly in formation along certain routes to save fuel is also being considered. The algorithms developed in this work could also be put to use here.

## Reference

Verma S, Novati G & Koumoutsakos P: Efficient collective swimming by harnessing vortices through deep reinforcement learning, PNAS published ahead of print 21 May 2018, DOI 10.1073/pnas.1800923115.



# Simulations for InSight Mars mission



 Read the article

Artist's rendering of the InSight lander. The sensor assembly of the seismometer (underneath the protective shield) is pictured at the front left. (Image: NASA/JPL-CALTECH)

Why have Earth and Mars developed so differently although their original structure and chemical composition seem so similar? How large, thick and dense are the core, mantle and crust? What is their structure? On 26 November 2018, the NASA "InSight"-lander - equipped with a special seismometer - landed on Mars in order to answer these questions.

Researchers from ETH Zurich and the Swiss Seismological Service, who were involved in developing the seismometer's electronics, are now among the first to analyse and interpret the data recorded by the seismometer. As seismic waves on Mars have never been recorded with such a sensitive seismometer, numerical simulations were the only way to prepare for the data evaluation of the NASA InSight mission. On the "Piz Daint" supercomputer they calculated seismic wave propagation for around 30 different Mars models.

Depending on the planet's internal structure, the waves travel at different speeds and take different routes from the source to the seismometer. The time it takes for the waves to travel through Mars' interior will help the scientists to better understand the planet's structure and rock properties.

The visualisation of one of the numeric simulations shows how the waves travel along the surface of Mars, orbiting around the planet and passing the lander three times. It is essential to measure the waves on each of the three passes, as this will allow the scientists to gather information about the planet, identify the timing and location of the Mars quake, and to calculate its approximate structure, all with just one seismic station.

The calculated models are used to check how certain structures, such as the crustal thickness, influence the measurements. The models thus help the researchers to verify their methods and to better understand seismograms on Mars. In order to finally understand the Martian structure, the ETH researchers will compare the actual measurements with the simulated data. For this, they will draw on the Mars model catalogue to see if and how the measurement changes, taking into account the models, what the structures are and what all the simulations have in common.

## Reference

Afanasyev, M et al.: Modular and Flexible Spectral-Element Waveform Modeling in Two and Three Dimensions, *Geophysical Journal International* (2018), 3, 1675–92, DOI 10.1093/gji/ggy469.

# Papers with Highest Journal Impact Factor<sup>1)</sup>

## Nature

Impact Factor: 41.58

O. Gröning, S. Wang, X. Yao, C. A. Pignedoli, G. Borin Barin, C. Daniels, A. Cupo, V. Meunier, X. Feng, A. Narita, K. Müllen, P. Ruffieux, R. Fasel, Engineering of robust topological quantum phases in graphene nanoribbons, *Nature*, DOI 10.1038/s41586-018-0375-9.

## Nature Materials

Impact Factor: 39.24

A. Narayan, A. Cano, A. V. Balatsky, N. A. Spaldin, Multiferroic quantum criticality, *Nature Materials*, DOI 10.1038/s41563-018-0255-6.

## Nature Nanotechnology

Impact Factor: 37.49

N. Mounet, M. Gibertini, P. Schwaller, D. Campi, A. Merkys, A. Marrazzo, T. Sohier, I. E. Castelli, A. Cepellotti, G. Pizzi, N. Marzari, Two-dimensional materials from high-throughput computational exfoliation of experimentally known compounds, *Nature Nanotechnology*, DOI 10.1038/s41565-017-0035-5.

## Energy & Environmental Science

Impact Factor: 30.07

F. Ambrosio, J. Wiktor, F. De Angelis, A. Pasquarello, Origin of low electron-hole recombination rate in metal halide perovskites, *Energy & Environmental Science*, DOI 10.1039/C7EE01981E.

## Physical Review X

Impact Factor: 14.39

M. Amsler, V. I. Hegde, S. D. Jacobsen, C. Wolverton, Exploring the high-pressure materials genome, *Physical Review X*, DOI 10.1103/PhysRevX.8.041021.

W. Wu, M. S. Scheurer, S. Chatterjee, S. Sachdev, A. Georges, M. Ferrero, Pseudogap and Fermi-surface topology in the two-dimensional Hubbard model, *Physical Review X*, DOI 10.1103/PhysRevX.8.021048.

A. Scaramucci, H. Shinaoka, M. V. Mostovoy, M. Müller, C. Mudry, M. Troyer, N. A. Spaldin, Multiferroic magnetic spirals Induced by random magnetic exchanges, *Physical Review X*, DOI 10.1103/PhysRevX.8.011005.

## Journal of the American Chemical Society

Impact Factor: 14:36

M. A. Newton, A. J. Knorpp, A. B. Pinar, V. L. Sushkevich, D. Palagin, J. A. van Bokhoven, On the mechanism underlying the direct conversion of methane to methanol by copper hosted in zeolites; braiding Cu K-edge XANES and reactivity studies, *Journal of the American Chemical Society*, DOI 10.1021/jacs.8b05139.

X.-Y. Wang, J. I. Urgel, G. Borin Barin, K. Eimre, M. Di Giovannantonio, A. Milani, M. Tommasini, C. A. Pignedoli, P. Ruffieux, X. Feng, R. Fasel, K. Müllen, A. Narita, Bottom-up synthesis of heteroatom-doped chiral graphene nanoribbons, *Journal of the American Chemical Society*, DOI 10.1021/jacs.8b06210.

M. Di Giovannantonio, J. I. Urgel, U. Beser, A. Yakutovich, J. Wilhelm, C. A. Pignedoli, P. Ruffieux, A. Narita, K. Müllen, R. Fasel, On-surface synthesis of indenofluorene polymers by oxidative five-membered ring formation, *Journal of the American Chemical Society*, DOI 10.1021/jacs.8b00587.

A. V. Yakutovich, J. Hoja, D. Passerone, A. Tkatchenko, C. A. Pignedoli, Hidden beneath the surface: Origin of the observed enantioselective adsorption on PdGa(111), *Journal of the American Chemical Society*, DOI 10.1021/jacs.7b10980.

E. Bozkurt, M. A. S. Perez, R. Hovius, N. J. Browning, U. Röthlisberger, Genetic algorithm-based design and experimental characterization of a highly thermostable metalloprotein, *Journal of the American Chemical Society*, DOI 10.1021/jacs.7b10660.

J. J. Corral-Pérez, A. Bansode, C. S. Praveen, A. Kokalj, H. Reymond, A. Comas-Vives, J. VandeVondele, C. Copéret, P. R. von Rohr, A. Urakawa, Decisive role of perimeter sites in silica-supported Ag nanoparticles in selective hydrogenation of CO<sub>2</sub> to methyl formate in the presence of methanol, *Journal of the American Chemical Society*, DOI 10.1021/jacs.8b08505.

## ACS Nano

Impact Factor: 13.71

E. Lisi, M. Amabili, S. Meloni, A. Giacomello, C. M. Casciola, Self-recovery superhydrophobic surfaces: Modular design, *ACS Nano*, DOI 10.1021/acsnano.7b06438.

F. Schulz, J. Ritala, O. Krejci, A. P. Seitsonen, A. S. Foster, P. Liljeroth, Elemental identification by combining atomic-force microscopy and Kelvin probe force microscopy, *ACS Nano*, DOI 10.1021/acsnano.7b08997.

A. Emboras, A. Alabastri, F. Ducry, B. Cheng, Y. Salamin, P. Ma, S. Andermatt, B. Baeuerle, A. Josten, C. Hafner, M. Luisier, P. Nordlander, J. Leuthold, Atomic scale photodetection enabled by a memristive junction, *ACS Nano*, DOI 10.1021/acsnano.8b01811.

S. Mishra, T. G. Lohr, C. A. Pignedoli, J. Liu, R. Berger, J. I. Urgel, K. Müllen, X. Feng, P. Ruffieux, R. Fasel, Tailoring bond topologies in open-shell graphene nanostructures, *ACS Nano*, DOI 10.1021/acsnano.8b07225.

M.-W. Chen, H. Kim, C. Bernard, M. Pizzochero, J. Zaldívar, J. I. Pascual, M. M. Ugeda, O. V. Yazyev, T. Greber, J. Osterwalder, O. Renault, A. Kis, Electronic properties of transferable atomically thin MoSe<sub>2</sub>/h-BN heterostructures grown on Rh(111), *ACS Nano*, DOI 10.1021/acsnano.8b05628.

### Nature Communications

Impact Factor: 12.35

S. Mishra, M. Krzeszewski, C. A. Pignedoli, P. Ruffieux, R. Fasel, D. T. Gryko, On-surface synthesis of a nitrogen-embedded bucky-bowl with inverse Stone-Thrower-Wales topology, *Nature Communications*, DOI 10.1038/s41467-018-04144-5.

M. M. Ugeda, A. Pulkin, S. Tang, H. Ryu, Q. Wu, Y. Zhang, D. Wong, Z. Pedramrazi, A. Martín-Recio, Y. Chen, F. Wang, Z.-X. Shen, S.-K. Mo, O. V. Yazyev, M. F. Crommie, Observation of topologically protected states at crystalline phase boundaries in single-layer WSe<sub>2</sub>, *Nature Communications*, DOI 10.1038/s41467-018-05672-w.

### ACS Energy Letters

Impact Factor: 12.28

F. Ambrosio, J. Wiktor, A. Pasquarello, pH-dependent catalytic reaction pathway for water splitting at the BiVO<sub>4</sub>-water interface from the band alignment, *ACS Energy Letters*, DOI 10.1021/acsenerylett.8b00104.

J. Wiktor, F. Ambrosio, A. Pasquarello, Role of polarons in water splitting: The case of BiVO<sub>4</sub>, *ACS Energy Letters*, DOI 10.1021/acsenerylett.8.

### Angewandte Chemie – International Edition

Impact Factor: 12.10

J. Kearney, M. Grauzinytė, D. Smith, D. Sneed, C. Childs, J. Hinton, C. Park, J. Smith, E. Kim, S. D. S. Fitch, A. L. Hector, C. J. Pickard, J. A. Flores-Livas, A. Salamat, Pressure tuneable visible-range band gap in the ionic spinel tin nitride, *Angewandte Chemie-International Edition*, DOI 10.1002/anie.201805038.

V. L. Sushkevich, D. Palagin, J. A. van Bokhoven, The effect of the active-site structure on the activity of copper mordenite in the aerobic and anaerobic conversion of methane into methanol, *Angewandte Chemie-International Edition*, DOI 10.1002/anie.201802922.

### Nano Letters

Impact Factor: 12:08

N. Yazdani, D. Bozyigit, K. Vuttivorakulchai, M. Luisier, I. Infante, V. Wood, Tuning electron-phonon interactions in nanocrystals through surface termination, *Nano Letters*, DOI 10.1021/acsnanolett.7b04729.

### Science Advances

Impact Factor: 11.51

Y. Machida, A. Subedi, K. Akiba, A. Miyake, M. Tokunaga, Y. Akahama, K. Izawa, K. Behnia, Observation of Poiseuille flow of phonons in black phosphorus, *Science Advances*, DOI 10.1126/sciadv.aat3374.

### ACS Catalysis

Impact Factor: 11.38

P. Gao, J. Wiktor, F. Ambrosio, A. Pasquarello, Surface polarons reducing overpotentials in the oxygen evolution reaction, *ACS Catalysis*, DOI 10.1021/acscatal.8b01120.

### ACS Central Science

Impact Factor: 11.23

D. T. Sun, L. Peng, W. S. Reeder, S. M. Moosavi, D. Tiana, D. K. Britt, E. Oveisi, W. L. Queen, Rapid, Selective heavy metal removal from water by a metal-organic framework/polydopamine composite, *ACS Central Science*, DOI 10.1021/acscentsci.7b00605.

A. Grisafi, A. Fabrizio, B. Meyer, D. M. Wilkins, C. Corminboeuf, M. Ceriotti, Transferable machine-learning model of the electron density, *ACS Central Science*, DOI 10.1021/acscentsci.8b00551.

### Journal of Materials Chemistry A

Impact Factor: 9.93

Z. Guo, F. Ambrosio, A. Pasquarello, Hole diffusion across leaky amorphous TiO<sub>2</sub> coating layers for catalytic water splitting at photoanodes, *Journal of Materials Chemistry A*, DOI 10.1039/C8TA02179A.

J. Wiktor, F. Ambrosio, A. Pasquarello, Mechanism suppressing charge recombination at iodine defects in CH<sub>3</sub>NH<sub>3</sub>PbI<sub>3</sub> by polaron formation, *Journal of Materials Chemistry A*, DOI 10.1039/c8ta06466k.

### Chemistry of Materials

Impact Factor: 9.89

Z. Guo, F. Ambrosio, W. Chen, P. Gono, A. Pasquarello, Alignment of redox levels at semiconductor-water interfaces, *Chemistry of Materials*, DOI 10.1021/acs.chemmater.7b02619.

### Proceedings of the National Academy of Sciences of the United States of America

Impact Factor: 9.50

M. S. Scheurer, S. Chatterjee, W. Wu, M. Ferrero, A. Georges, S. Sachdev, Topological order in the pseudogap metal, *Proceedings of the National Academy of Sciences of the United States of America*, DOI 10.1073/pnas.1720580115.

S. Verma, G. Novati, P. Koumoutsakos, Efficient collective swimming by harnessing vortices through deep reinforcement learning, *Proceedings of the National Academy of Sciences of the United States of America*, DOI 10.1073/pnas.1800923115.

P. M. Piaggi, M. Parrinello, Predicting polymorphism in molecular crystals using orientational entropy, *Proceedings of the National Academy of Sciences of the United States of America*, DOI 10.1073/pnas.1811056115.

H. Niu, P. M. Piaggi, M. Invernizzi, M. Parrinello, Molecular dynamics simulations of liquid silica crystallization, *Proceedings of the National Academy of Sciences of the United States of America*, DOI 10.1073/pnas.1803919115.

### Space Science Reviews

Impact Factor: 9.3

F. Bissig, A. Khan, M. Van Driel, S. C. Stähler, D. Giardini, M. Panning, M. Drilleau, P. Lognonné, T. V. Gudkova, V. N. Zharkov, A.-C. Plesa, W. B. Banerdt, On the detectability and use of normal modes for determining interior structure of Mars, *Space Science Reviews*, DOI 10.1007/s11214-018-0547-9.

J. Clinton, D. Giardini, M. Böse, S. Ceylan, M. Van Driel, F. Euchner, R. F. Garcia, S. Kedar, A. Khan, S. C. Stähler, B. Banerdt, P. Lognonne, É. Beucler, I. Daubar, M. Drilleau, M. Golombek, T. Kawamura, M. Knapmeyer, B. Knapmeyer-Endrun, D. Mismoun, A. Mocquet, M. Panning, C. Perrin, N. A. Teanby, The Marsquake service: securing daily analysis of SEIS data and building the Martian seismicity catalogue for InSight, *Space Science Reviews*, DOI 10.1007/s11214-018-0567-5.

B. Knapmeyer-Endrun, S. Ceylan, M. van Driel, Crustal s-wave velocity from apparent incidence angles: A case study in preparation for InSight, *Space Science Reviews*, DOI 10.1007/s11214-018-0510-9.

### Chemical Science

Impact Factor: 9.06

G. C. Sosso, T. F. Whale, M. A. Holden, P. Pedevilla, B. J. Murray, A. Michaelides, Unravelling the origins of ice nucleation on organic crystals, *Chemical Science*, DOI 10.1039/C8SC02753F.

### npj Computational Materials

Impact Factor: 8.94

G. Prandini, A. Marrazzo, I. E. Castelli, N. Mounet, N. Marzari, Precision and efficiency in solid-state pseudopotential calculations, *npj Computational Materials*, DOI 10.1038/s41524-018-0127-2.

### Physical Review Letters

Impact Factor: 8.84

B. Cheng, A. Paxton, M. Ceriotti, Hydrogen diffusion and trapping in  $\alpha$ -iron: The role of quantum and anharmonic fluctuations, *Physical Review Letters*, DOI 10.1103/PhysRevLett.120.225901.

A. Marrazzo, M. Gibertini, D. Campi, N. Mounet, N. Marzari, Prediction of a large-gap and switchable Kane-Mele quantum spin hall insulator, *Physical Review Letters*, DOI 10.1103/PhysRevLett.120.117701.



L. Bonati, M. Parrinello, Silicon liquid structure and crystal nucleation from ab-initio deep Metadynamics, *Physical Review Letters*, DOI 10.1103/PhysRevLett.121.265701.

G. Wlazłowski, K. Sekizawa, M. Marchwiany, P. Magierski, Suppressed solitonic cascade in spin-imbalanced superfluid Fermi gas, *Physical Review Letters*, DOI 10.1103/PhysRevLett.120.253002.

### Journal of Physical Chemistry Letters

Impact Factor: 8.71

R. Stania, A. P. Seitsonen, D. Kunhardt, B. Büchner, A. A. Popov, M. Muntwiler, T. Greber, Electrostatic interaction across a single-layer carbon shell, *Journal of Physical Chemistry Letters*, DOI 10.1021/acs.jpcclett.8b01326.

J. Wilhelm, D. Golze, L. Talirz, J. Hutter, C. A. Pignedoli, Toward GW calculations on thousands of atoms, *The Journal of Physical Chemistry Letters*, DOI 10.1021/acs.jpcclett.7b02740.

A. Bouzid, A. Pasquarello, Atomic-scale simulation of electrochemical processes at electrode/water interfaces under referenced bias potential, *Journal of Physical Chemistry Letters*, DOI 10.1021/acs.jpcclett.8b00573.

F. Ambrosio, Z. Guo, A. Pasquarello, Absolute energy levels of liquid water, *Journal of Physical Chemistry Letters*, DOI 10.1021/acs.jpcclett.8b00891.

J. Wiktor, I. Reshetnyak, M. Strach, M. Scarongella, R. Buonsanti, A. Pasquarello, Sizable excitonic effects undermining the photocatalytic efficiency of beta-Cu<sub>2</sub>V<sub>2</sub>O<sub>7</sub>, *Journal of Physical Chemistry Letters*, DOI 10.1021/acs.jpcclett.8b02323.

### ACS Applied Materials & Interfaces

Impact Factor: 8.10

S. Kim, V. I. Hegde, Z. Yao, Z. Lu, M. Amsler, J. He, S. Hao, J. R. Croy, E. Lee, M. M. Thackeray, C. Wolverton, First-principles study of lithium cobalt spinel oxides: Correlating structure and electrochemistry, *ACS Applied Materials & Interfaces*, DOI 10.1021/acsami.8b00394.

F. Ambrosio, J. Wiktor, A. Pasquarello, pH-dependent surface chemistry from first principles: Application to the BiVO<sub>4</sub>(010)-water interface, *ACS Applied Materials & Interfaces*, DOI 10.1021/acsami.7b16545.

A. Gladysiak, K. S. Deeg, I. Doygaliuk, A. Chidambaram, K. Ordiz, P. G. Boyd, S. M. Moosavi, D. Ongari, J. A. R. Navarro, B. Smit, K. C. Stylianou, Biporous metal-organic framework with tunable CO<sub>2</sub>/CH<sub>4</sub> separation performance facilitated by intrinsic flexibility, *ACS Applied Materials & Interfaces*, DOI 10.1021/acsami.8b13362.



# Papers Published in 2018 by Principal Investigator<sup>1)</sup>

## Franziska Aemisegger, ETH Zurich

M. Dütsch, S. Pfahl, M. Meyer, H. Wernli, Lagrangian process attribution of isotopic variations in near-surface water vapour in a 30-year regional climate simulation over Europe, *Atmospheric Chemistry and Physics*, DOI 10.5194/acp-18-1653-2018.

F. Aemisegger, J. Sjolte, A climatology of strong large-scale ocean evaporation events. Part II: Relevance for the deuterium excess signature of the evaporation flux, *Journal of Climate*, DOI 10.1175/JCLI-D-17-0592.1.

## Alex Aiken, Stanford University

W. Lee, E. Slaughter, M. Bauer, S. Treichler, T. Warszawski, M. Garland, A. Aiken, Dynamic tracing: Memorization of task graphs for dynamic task-based runtimes, *Proceedings of the International Conference for High Performance Computing, Networking, Storage, and Analysis*, ISBN 978-1-5386-8384-2/18/.

## Sebnem Aksoyoglu, Paul Scherrer Institute

E. Oikonomakis, S. Aksoyoglu, U. Baltensperger, A. S. H. Prévôt, The Impact of “brightening” on surface O<sub>3</sub> concentrations over Europe between 1990 and 2010, in: *Air Pollution Modeling and its Application XXV, International Technical Meeting on Air Pollution Modelling and its Application*, DOI 10.1007/978-3-319-57645-9\_5.

E. Oikonomakis, S. Aksoyoglu, G. Ciarelli, U. Baltensperger, A. S. H. Prévôt, Low modeled ozone production suggests underestimation of precursor emissions (especially NO<sub>x</sub>) in Europe, *Atmospheric Chemistry and Physics*, DOI 10.5194/acp-18-2175-2018.

E. Oikonomakis, S. Aksoyoglu, M. Wild, G. Ciarelli, U. Baltensperger, A. S. H. Prévôt, Solar “brightening” impact on summer surface ozone between 1990 and 2010 in Europe – a model sensitivity study of the influence of the aerosol-radiation interactions, *Atmospheric Chemistry and Physics*, DOI 10.5194/acp-18-9741-2018.

J. Jiang, S. Aksoyoglu, G. Ciarelli, E. Oikonomakis, I. El-Haddad, F. Canonaco, C. O’Dowd, J. Ovadnevaite, M. C. Minguillón, U. Baltensperger, A. S. H. Prévôt, Effects of two different biogenic emission models on modelled ozone and aerosol concentrations in Europe, *Atmospheric Chemistry and Physics*, DOI 10.5194/acp-2018-920.

## Constantia Alexandrou, University of Cyprus and the Cyprus Institute

C. Alexandrou, S. Bacchio, P. Charalambous, P. Dimopoulos, J. Finkenrath, R. Frezzotti, K. Hadjiyiannakou, K. Jansen, G. Koutsou, B. Kostrzewa, M. Mangin-Brinet, G. Rossi, S. Simula, C. Urbach, Simulating twisted mass fermions at physical light, strange, and charm quark masses, *Physical Review D*, DOI 10.1103/PhysRevD.98.054518.

C. Alexandrou, M. Constantinou, K. Hadjiyiannakou, K. Jansen, C. Kallidonis, G. Koutsou, A. Vaquero Avilés-Casco, Strange nucleon electromagnetic form factors from lattice QCD, *Physical Review D*, DOI 10.1103/PhysRevD.97.094504.

C. Alexandrou, M. Constantinou, K. Hadjiyiannakou, K. Jansen, C. Kallidonis, G. Koutsou, A. Vaquero Avilés-Casco, Connected and disconnected contributions to nucleon axial form factors using N<sub>f</sub> = 2 twisted mass fermions at the physical point, *EPJ Web of Conferences*, DOI 10.1051/epjconf/201817506003.

## Maximilian Amsler, Northwestern University

M. Amsler, V. I. Hegde, S. D. Jacobsen, C. Wolverton, Exploring the high-pressure materials genome, *Physical Review X*, DOI 10.1103/PhysRevX.8.041021.

D. Wang, M. Amsler, V. I. Hegde, J. E. Saal, A. Issa, B.-C. Zhou, X. Zeng, C. Wolverton, Crystal structure, energetics, and phase stability of strengthening precipitates in Mg alloys: A first-principles study, *Acta Materialia*, DOI 10.1016/j.actamat.2018.07.041.

S. Rostami, M. Amsler, S. A. Ghasemi, Optimized symmetry functions for machine-learning interatomic potentials of multicomponent systems, *The Journal of Chemical Physics*, DOI 10.1063/1.5040005.

J. A. Flores-Livas, D. Tomerini, M. Amsler, A. Boziki, U. Röthlisberger, S. Goedecker, Emergence of hidden phases of methylammonium lead iodide (CH<sub>3</sub>NH<sub>3</sub>PbI<sub>3</sub>) upon compression, *Physical Review Materials*, DOI 10.1103/PhysRevMaterials.2.085201.

C. Lu, M. Amsler, C. Chen, Unraveling the structure and bonding evolution of the newly discovered iron oxide FeO<sub>2</sub>, *Physical Review B*, DOI 10.1103/PhysRevB.98.054102.

<sup>1)</sup> Citations based on ISI Web of Knowledge<sup>SM</sup>

S. Kim, V. I. Hegde, Z. Yao, Z. Lu, M. Amsler, J. He, S. Hao, J. R. Croy, E. Lee, M. M. Thackeray, C. Wolverton, First-principles study of lithium cobalt spinel oxides: Correlating structure and electrochemistry, *ACS Applied Materials & Interfaces*, DOI 10.1021/acsaami.8b00394.

S. Mohr, M. Eixarch, M. Amsler, M. J. Mantsinen, L. Genovese, Linear scaling DFT calculations for large tungsten systems using an optimized local basis, *Nuclear Materials and Energy*, DOI 10.1016/j.nme.2018.01.002.

### **Hartwig Anzt, University of Tennessee**

H. Anzt, T. K. Huckle, J. Bräckle, J. J. Dongarra, Incomplete sparse approximate inverses for parallel preconditioning, *Parallel Computing*, DOI 10.1016/j.parco.2017.10.003.

H. Anzt, J. Dongarra, G. Flegar, E. S. Quintana-Ortí, Variable-size batched Gauss-Jordan elimination for block-Jacobi preconditioning on graphics processors, *Parallel Computing*, DOI 10.1016/j.parco.2017.12.006.

### **Stephan Brunner, EPF Lausanne**

G. Merlo, S. Brunner, Z. Huang, S. Coda, T. Görler, L. Villard, N. A. Banon, J. Dominski, M. Fontana, F. Jenko, L. Porte, D. Told, Investigating the radial structure of axisymmetric fluctuations in the TCV tokamak with local and global gyrokinetic GENE simulations, *Plasma Physics and Controlled Fusion*, DOI 10.1088/1361-6587/aaa2dc.

A. Mariani, S. Brunner, J. Dominski, A. Merle, G. Merlo, O. Sauter, T. Görler, F. Jenko, D. Told, Identifying microturbulence regimes in a TCV discharge making use of physical constraints on particle and heat fluxes, *Physics of Plasmas*, DOI 10.1063/1.5006408.

### **Carlo Massimo Casciola, University of Rome "La Sapienza"**

E. Lisi, M. Amabili, S. Meloni, A. Giacomello, C. M. Casciola, Self-recovery superhydrophobic surfaces: Modular design, *ACS Nano*, DOI 10.1021/acsnano.7b06438.

S. Marchio, S. Meloni, A. Giacomello, C. Valeriani, C. M. Casciola, Pressure control in interfacial systems: Atomistic simulations of vapor nucleation, *The Journal of Chemical Physics*, DOI 10.1063/1.5011106.

### **Andrea Cavalli, IRB**

J. Sgrignani, J. Chen, A. Alimonti, A. Cavalli, How phosphorylation influences E1 subunit pyruvate dehydrogenase: A computational study, *Scientific Reports*, DOI 10.1038/s41598-018-33048-z.

### **Michele Ceriotti, EPF Lausanne**

B. Cheng, M. Ceriotti, Computing the Tolman length for solid-liquid interfaces, *The Journal of Chemical Physics*, DOI 10.1063/1.5038396.

B. Cheng, A. Paxton, M. Ceriotti, Hydrogen diffusion and trapping in  $\alpha$ -iron: The role of quantum and anharmonic fluctuations, *Physical Review Letters*, DOI 10.1103/PhysRevLett.120.225901.

V. Kapil, A. Cuzzocrea, M. Ceriotti, Anisotropy of the proton momentum distribution in water, *The Journal of Physical Chemistry B*, DOI 10.1021/acs.jpcc.8b03896.

B. Cheng, C. Dellago, M. Ceriotti, Theoretical prediction of the homogeneous ice nucleation rate: disentangling thermodynamics and kinetics, *Physical Chemistry Chemical Physics*, DOI 10.1039/C8CP04561E.

### **Mauro Chinappi, University of Rome Tor Vergata**

M. Chinappi, P. Magaretti, Charge polarization, local electro-neutrality breakdown and eddy formation due to electroosmosis in varying-section channels, *Soft Matter*, DOI 10.1039/C8SM01298A.

A. Asandei, I. Dragomir, G. Di Muccio, M. Chinappi, Y. Park, T. Luchian, Single-molecule dynamics and discrimination between hydrophilic and hydrophobic amino acids in peptides, through controllable stepwise translocation across nanopores, *Polymers*, DOI 10.3390/polym10080885.

### **Sergey V. Churakov, Paul Scherrer Institute**

S. V. Churakov, N. I. Prasianakis, Review of the current status and challenges for a holistic process-based description of mass transport and mineral reactivity in porous media, *American Journal of Science*, DOI 10.2475/09.2018.03.

N. I. Prasianakis, M. Gatschet, A. Abbasi, S. V. Churakov, Upscaling strategies of porosity-permeability correlations in reacting environments from pore-scale simulations, *Geofluids*, DOI 10.1155/2018/9260603.



**Florina Ciorba, University of Basel**

D. Guerrero, R. M. Cabezón, J.-G. Piccinali, A. Cavelan, F. M. Ciorba, D. Imbert, L. Mayer, D. Reed, Towards a mini-app for smoothed particle hydrodynamics at exascale, 2018 IEEE International Conference on Cluster Computing, DOI 10.1109/CLUSTER.2018.00077.

**Bruno Correia, EPF Lausanne**

J. Bonet, S. Wehrle, K. Schriever, C. Yang, A. Billet, F. Sesterhenn, A. Scheck, F. Sverrisson, B. Veselkova, S. Vollers, R. Lourman, M. Villard, S. Rosset, T. Krey, B. E. Correia, Rosetta FunFolDes – A general framework for the computational design of functional proteins, PLOS Computational Biology, DOI 10.1371/journal.pcbi.1006623.

**Simone Deparis, EPF Lausanne**

S. Deparis, M. O. Deville, F. Menghini, L. Pegolotti, A. Quarteroni, Application of the Rosenbrock methods to the solution of unsteady 3D incompressible Navier-Stokes equations, Computers & Fluids, DOI 10.1016/j.compfluid.2018.10.005.

A. Gerbi, L. Dedè, A. Quarteroni, A monolithic algorithm for the simulation of cardiac electromechanics in the human left ventricle, Mathematics in Engineering, DOI 10.3934/Mine.2018.1.1.

N. Dal Santo, S. Deparis, A. Manzoni, A. Quarteroni, Multi space reduced basis preconditioners for large-scale parametrized PDEs, SIAM Journal on Scientific Computing, DOI 10.1137/16M1089149.

N. Dal Santo, S. Deparis, A. Manzoni, A. Quarteroni, An algebraic least squares reduced basis method for the solution of nonaffinely parametrized Stokes equations, Computer Methods in Applied Mechanics and Engineering, DOI 10.1016/j.cma.2018.06.035.

N. Dal Santo, S. Deparis, A. Manzoni, A. Quarteroni, Multi space reduced basis preconditioners for parametrized Stokes equations, Computers & Mathematics with Applications, DOI 10.1016/j.camwa.2018.09.036.

C. M. Colciago, S. Deparis, Reduced numerical approximation of reduced fluid-structure interaction problems with applications in hemodynamics, Frontiers in Applied Mathematics and Statistics, DOI 10.3389/fams.2018.00018.

**Roberto De Renzi, University of Parma**

I. J. Onuorah, P. Bonfà, R. De Renzi, Muon contact hyperfine field in metals: A DFT calculation, Physical Review B, DOI 10.1103/PhysRevB.97.174414.

S. C. Cheung, Z. Guguchia, B. A. Frandsen, Z. Gong, K. Yamakawa, D. E. Almeida, I. J. Onuorah, P. Bonfà, E. Miranda, W. Wang, D. W. Tam, Y. Song, C. Cao, Y. Cai, A. M. Hallas, M. N. Wilson, T. J. S. Munsie, G. Luke, B. Chen, G. Dai, C. Jin, S. Guo, F. Ning, R. M. Fernandes, R. De Renzi, P. Dai, Y. J. Uemura, Disentangling superconducting and magnetic orders in  $\text{NaFe}_{1-x}\text{Ni}_x\text{As}$  using muon spin rotation, Physical Review B, DOI 10.1103/PhysRevB.97.224508.

**J. Fang, EPF Lausanne**

J. Fang, A. Peringer, M.-S. Stupariu, I. Pătru-Stupariu, A. Buttler, F. Golay, F. Porté-Agel, Shifts in wind energy potential following land-use driven vegetation dynamics in complex terrain, Science of the Total Environment, DOI 10.1016/j.scitotenv.2018.05.083.

E. Barlas, K. L. Wu, W. J. Zhu, F. Porté-Agel, W. Z. Shen, Variability of wind turbine noise over a diurnal cycle, Renewable Energy, DOI 10.1016/j.renene.2018.03.086.

S. Shamsoddin, F. Porté-Agel, Wind turbine wakes over hills, Journal of Fluid Mechanics, DOI 10.1017/jfm.2018.653.

**Andreas Fichtner, ETH Zurich**

P. Paitz, K. Sager, A. Fichtner, Rotation and strain ambient noise interferometry, Geophysical Journal International, DOI 10.1093/gji/ggy528.

C. Boehm, A. Fichtner, Lazy wave propagation, Geophysical Journal International, DOI 10.1093/gji/ggy295.

A. Fichtner, A. Zunino, L. Gebraad, Hamiltonian Monte Carlo solution of tomographic inverse problems, Geophysical Journal International, DOI 10.1093/gji/ggy496.

M. Afanasiev, C. Boehm, M. van Driel, L. Krischer, M. Rietmann, D. A. May, M. G. Knepley, A. Fichtner, Modular and flexible spectral-element waveform modelling in two and three dimensions, Geophysical Journal International, DOI 10.1093/gji/ggy469.

K. Sager, C. Boehm, L. Ermert, L. Krischer, A. Fichtner, Sensitivity of seismic noise correlation functions to global noise sources, *Journal of Geophysical Research Solid Earth*, DOI 10.1029/2018JB016042.

A. Fichtner, D.-P. van Herwaarden, M. Afanasiev, S. Simute, L. Krischer, Y. Cubuk-Sabuncu, T. Taymaz, L. Colli, E. Saygin, A. Villasenor, J. Trampert, P. Cupillard, H.-P. Bunge, H. Igel, The collaborative seismic earth model: Generation I, *Geophysical Research Letters*, DOI 10.1029/2018GL077338.

N. Vinard, N. Korta, C. Boehm, I. Balic, A. Fichtner, Optimized transducer configuration for ultrasound waveform tomography in breast cancer detection, *Medical Imaging 2018, Ultrasonic Imaging and Tomography*, DOI 10.1117/12.2293600.

C. Boehm, N. Korta, N. Vinard, I. Balic, A. Fichtner, Time-domain spectral-element ultrasound waveform tomography using a stochastic quasi-Newton method, *Medical Imaging 2018, Ultrasonic Imaging and Tomography*, DOI 10.1117/12.2293299.

A. Fichtner, S. Simute, Hamiltonian Monte Carlo inversion of seismic sources in complex media, *Journal of Geophysical Research Solid Earth*, DOI 10.1002/2017JB015249.

A. Fichtner, A. Zunino, L. Gebraad, A tutorial introduction to the hamiltonian Monte Carlo solution of weakly nonlinear inverse problems, *EarthArXiv*, DOI 10.31223/osf.io/3k9vu.

### José A. Flores-Livas, University of Basel

J. A. Flores-Livas, D. Tomerini, M. Amsler, A. Boziki, U. Röthlisberger, S. Goedecker, Emergence of hidden phases of methylammonium lead iodide ( $\text{CH}_3\text{NH}_3\text{PbI}_3$ ) upon compression, *Physical Review Materials*, DOI 10.1103/PhysRevMaterials.2.085201.

M. Grauzinytė, S. Goedecker, J. A. Flores-Livas, Towards bipolar tin monoxide: Revealing unexplored dopants, *Physical Review Materials*, DOI 10.1103/PhysRevMaterials.2.104604.

J. Kearney, M. Grauzinytė, D. Smith, D. Sneed, C. Childs, J. Hinton, C. Park, J. Smith, E. Kim, S. D. S. Fitch, A. L. Hector, C. J. Pickard, J. A. Flores-Livas, A. Salamat, Pressure tuneable visible-range band gap in the ionic spinel tin nitride, *Angewandte Chemie-International Edition*, DOI 10.1002/anie.201805038.

A. Sanna, A. Davydov, J. K. Dewhurst, S. Sharma, J. A. Flores-Livas, Superconductivity in hydrogenated carbon nanostructures, *The European Physical Journal B*, DOI 10.1140/epjb/e2018-90168-7.

J. A. Flores-Livas, M. Grauzinytė, L. Boeri, G. Profeta, A. Sanna, Superconductivity in doped polyethylene at high pressure, *The European Physical Journal B*, DOI 10.1140/epjb/e2018-90185-6.

E. Rucavado, M. Grauzinytė, J. Flores-Livas, Q. Jeangros, F. Landucci, Y. Lee, T. Koida, S. Goedecker, A. Hessler-Wyser, C. Ballif, M. Morales-Masis, New route for “cold-passivation” of defects in tin-based oxides, *The Journal of Physical Chemistry C*, DOI 10.1021/acs.jpcc.8b02302.

L. E. Ratcliff, A. Degomme, J. A. Flores-Livas, S. Goedecker, L. Genovese, Affordable and accurate large-scale hybrid-functional calculations on GPU-accelerated supercomputers, *Journal of Physics: Condensed Matter*, DOI 10.1088/1361-648X/aaa8c9.

A. Sanna, J. A. Flores-Livas, A. Davydov, G. Profeta, K. Dewhurst, S. Sharma, E. K. U. Gross, Ab-initio Eliashberg theory: Making genuine predictions of superconducting features, *Journal of the Physical Society of Japan*, DOI 10.7566/JPSJ.87.041012.

### Christos E. Frouzakis, ETH Zurich

B. O. Arani, J. Mantzaras, C. E. Frouzakis, K. Boulouchos, Hetero-/homogeneous chemistry interactions and flame formation during methane catalytic partial oxidation in rhodium-coated channels, *Combustion and Flame*, DOI 10.1016/j.combust-flame.2018.09.029.

B. O. Arani, C. E. Frouzakis, J. Mantzaras, F. Lucci, K. Boulouchos, Direct numerical simulation of turbulent channel-flow catalytic combustion: Effects of Reynolds number and catalytic reactivity, *Combustion and Flame*, DOI 10.1016/j.combust-flame.2017.09.001.

B. O. Arani, C. E. Frouzakis, J. Mantzaras, K. Boulouchos, Direct numerical simulations of turbulent catalytic and gas-phase combustion of  $\text{H}_2$ /air over Pt at practically-relevant Reynolds numbers, *Proceedings of the Combustion Institute*, DOI 10.1016/j.proci.2018.05.103.

M. Jafarholi, G. K. Giannakopoulos, C. E. Frouzakis, K. Boulouchos, Laminar syngas–air premixed flames in a closed rectangular domain: DNS of flame propagation and flame/wall interactions, *Combustion and Flame*, DOI 10.1016/j.combustflame.2017.09.029.

### Kohei Fujita, University of Tokyo

T. Ichimura, K. Fujita, T. Yamaguchi, A. Naruse, J. C. Wells, T. C. Schulthess, T. P. Straatsma, C. J. Zimmer, M. Martinasso, K. Nakajima, M. Hori, L. Maddegada, A fast scalable implicit solver for nonlinear time-evolution earthquake city problem on low-ordered unstructured finite elements with artificial intelligence and transprecision computing, *SC'18 Proceedings of the International Conference for High Performance Computing, Networking, Storage, and Analysis*, DOI 978-1-5386-8384-2/18.

### Thomas Gehrmann, University of Zurich

W. Bizon, X. Chen, A. Gehrmann-De Ridder, T. Gehrmann, N. Glover, A. Huss, P. F. Monni, L. Rottoli, P. Torrielli, Fiducial distributions in Higgs and Drell-Yan production at  $N_3LL+NNLO$ , *Journal of High Energy Physics*, DOI 10.1007/JHEP12(2018)132.

X. Chen, T. Gehrmann, E. W. N. Glover, A. Huss, Y. Li, D. Neill, M. Schulze, I. W. Stewart, H. X. Zhu, Precise QCD description of the Higgs boson transverse momentum spectrum, *Physics Letters B*, DOI 10.1016/j.physletb.2018.11.037.

### Antoine Georges, University of Geneva

M. S. Scheurer, S. Chatterjee, W. Wu, M. Ferrero, A. Georges, S. Sachdev, Topological order in the pseudogap metal, *Proceedings of the National Academy of Sciences of the United States of America*, DOI 10.1073/pnas.1720580115.

W. Wu, M. S. Scheurer, S. Chatterjee, S. Sachdev, A. Georges, M. Ferrero, Pseudogap and Fermi-surface topology in the two-dimensional Hubbard model, *Physical Review X*, DOI 10.1103/PhysRevX.8.021048.

A. Subedi, Breathing distortions in the metallic, antiferromagnetic phase of  $\text{LaNiO}_3$ , *SciPost Physics*, DOI 10.21468/SciPostPhys.5.3.020.

Y. Machida, A. Subedi, K. Akiba, A. Miyake, M. Tokunaga, Y. Akahama, K. Izawa, K. Behnia, Observation of Poiseuille flow of phonons in black phosphorus, *Science Advances*, DOI 10.1126/sciadv.aat3374.

X. Li, L. Xu, Z. Huakun, A. Subedi, Z. Zhu, K. Behnia, Momentum-space and real-space Berry curvatures in  $\text{Mn}_3\text{Sn}$ , *SciPost Physics*, DOI 10.21468/SciPostPhys.5.6.063.

### Stefan Goedecker, University of Basel

J. A. Flores-Livas, D. Tomerini, M. Amsler, A. Boziki, U. Röthlisberger, S. Goedecker, Emergence of hidden phases of methylammonium lead iodide ( $\text{CH}_3\text{NH}_3\text{PbI}_3$ ) upon compression, *Physical Review Materials*, DOI 10.1103/PhysRevMaterials.2.085201.

M. Grauzinytė, S. Goedecker, J. A. Flores-Livas, Towards bipolar tin monoxide: Revealing unexplored dopants, *Physical Review Materials*, DOI 10.1103/PhysRevMaterials.2.104604.

E. Rucavado, M. Grauzinytė, J. Flores-Livas, Q. Jeangros, F. Landucci, Y. Lee, T. Koida, S. Goedecker, A. Hessler-Wyser, C. Ballif, M. Morales-Masis, New route for “cold-passivation” of defects in tin-based oxides, *The Journal of Physical Chemistry C*, DOI 10.1021/acs.jpcc.8b02302.

D. S. De, S. Saha, L. Genovese, S. Goedecker, Influence of an external electric field on the potential-energy surface of alkali-metal-decorated  $\text{C}_{60}$ , *Physical Review A*, DOI 10.1103/PhysRevA.97.063401.

D. S. De, J. A. Flores-Livas, S. Saha, L. Genovese, S. Goedecker, Stable structures of exohedrally decorated  $\text{C}_{60}$ -fullerenes, *Carbon*, DOI 10.1016/j.carbon.2017.11.086.

L. E. Ratcliff, A. Degomme, J. A. Flores-Livas, S. Goedecker, L. Genovese, Affordable and accurate large-scale hybrid-functional calculations on GPU-accelerated supercomputers, *Journal of Physics: Condensed Matter*, DOI 10.1088/1361-648X/aaa8c9.

### Jonathan Graves, EPF Lausanne

H. Patten, J. P. Graves, J. Faustin, W. A. Cooper, J. Geiger, D. Pfefferlé, Y. Turkin, The effect of magnetic equilibrium on auxiliary heating schemes and fast particle confinement in Wendelstein 7-X, *Plasma Physics and Controlled Fusion*, DOI 10.1088/1361-6587/aac9ee.

### Thomas Greber, University of Zurich

R. Stania, A. P. Seitsonen, D. Kunhardt, B. Büchner, A. A. Popov, M. Muntwiler, T. Greber, Electrostatic interaction across a single-layer carbon shell, *Journal of Physical Chemistry Letters*, DOI 10.1021/acs.jpcllett.8b01326.

H. Cun, A. P. Seitsonen, S. Roth, S. Decurtins, S.-X. Liu, J. Osterwalder, T. Greber, An electron acceptor molecule in a nanomesh: F<sub>4</sub>TCNQ on h-BN/Rh(111), *Surface Science*, DOI 10.1016/j.susc.2018.04.026.

F. Schulz, J. Ritala, O. Krejci, A. P. Seitsonen, A. S. Foster, P. Liljeroth, Elemental identification by combining atomic force microscopy and Kelvin probe force microscopy, *ACS Nano*, DOI 10.1021/acsnano.7b08997.

### Jan Henneberger, ETH Zurich

R. G. Stevens, K. Loewe, C. Dearden, A. Dimitrelos, A. Possner, G. K. Eirund, T. Raatikainen, A. A. Hill, B. J. Shipway, J. Wilkinson, S. Romakkaniemi, J. Tonttila, A. Laaksonen, H. Korhonen, P. Connolly, U. Lohmann, C. Hoose, A. M. L. Ekman, K. S. Carslaw, P. R. Field, A model intercomparison of CCN-limited tenuous clouds in the high Arctic, *Atmospheric Chemistry and Physics*, DOI 10.5194/acp-18-11041-2018.

### Csaba Hetényi, University of Pécs

M. Poór, G. Boda, V. Mohos, M. Kuzma, M. Bálint, C. Hetényi, T. Bencsik, Pharmacokinetic interaction of diosmetin and silibinin with other drugs: Inhibition of CYP2C9-mediated biotransformation and displacement from serum albumin, *Biomedicine & Pharmacotherapy*, DOI 10.1016/j.biopha.2018.03.146.

N. Jeszenői, G. Schilli, M. Bálint, I. Horváth, C. Hetényi, Analysis of the influence of simulation parameters on biomolecule-linked water networks, *Journal of Molecular Graphics and Modelling*, DOI 10.1016/j.jmgm.2018.04.011.

Z. Faisal, B. Lemli, D. Szerencsés, S. Kunsági-Máté, M. Bálint, C. Hetényi, M. Kuzma, M. Mayer, M. Poór, Interactions of zearalenone and its reduced metabolites  $\alpha$ -zearalenol and  $\beta$ -zearalenol with serum albumins: Species differences, binding sites, and thermodynamics, *Mycotoxin Research*, DOI 10.1007/s12550-018-0321-6.

Z. Faisal, D. Derdák, B. Lemli, S. Kunsági-Máté, M. Bálint, C. Hetényi, R. Csepregi, T. Kőszegi, F. Sueck, B. Cramer, H. Humpf, M. Poór, Interaction of 2'R-ochratoxin a with serum albumins: Binding site, effects of site markers, thermodynamics, species differences of albumin-binding, and influence of albumin on its toxicity in MDCK cells, *Toxins*, DOI 10.3390/toxins10090353.

Z. Faisal, V. Vörös, B. Lemli, D. Derdák, S. Kunsági-Máté, M. Bálint, C. Hetényi, R. Csepregi, T. Kőszegi, D. Bergmann, F. Sueck, H. Humpf, F. Hübner, M. Poór, Interaction of the mycotoxin metabolite dihydrocitrinone with serum albumin, *Mycotoxin Research*, DOI 10.1007/s12550-018-0336-z.

V. Mohos, E. Fliszár-Nyúl, G. Schilli, C. Hetényi, B. Lemli, S. Kunsági-Máté, B. Bognár, M. Poór, Interaction of chrysin and its main conjugated metabolites chrysin-7-sulfate and chrysin-7-glucuronide with serum albumin, *International Journal of Molecular Sciences*, DOI 10.3390/ijms19124073.

### Torsten Hoefler, ETH Zurich

O. Fuhrer, T. Chadha, T. Hoefler, G. Kwasniewski, X. Lapillonne, D. Leutwyler, D. Lüthi, C. Osuna, C. Schär, T. C. Schulthess, H. Vogt, Near-global climate simulation at 1 km resolution: Establishing a performance baseline on 4,888 GPUs with COSMO 5.0, *Geoscientific Model Development*, DOI 10.5194/gmd-11-1665-2018.

M. Besta, S. M. Hassan, S. Yalamanchili, R. Ausavarungnirun, O. Mutlu, T. Hoefler, Slim NoC: A low-diameter on-chip network topology for high energy efficiency and scalability, *ASPLOS '18 Proceedings of the Twenty-Third International Conference on Architectural Support for Programming Languages and Operating Systems*, DOI 10.1145/3296957.3177158.

J. D. Licht, M. Blott, T. Hoefler, Designing scalable FPGA architectures using high-level synthesis, *Ppopp'18: Proceedings of the 23rd Principles and Practice of Parallel Programming*, DOI 10.1145/3178487.3178527.

L. Gianinazzi, P. Kalvoda, A. De Palma, M. Besta, T. Hoefler, Communication-avoiding parallel minimum cuts and connected components, *Ppopp'18: Proceedings of the 23rd Principles and Practice of Parallel Programming*, DOI 10.1145/3178487.3178504.

### Ilija Horenko, Università della Svizzera italiana

L. Pospíšil, P. Gagliardini, W. Sawyer, I. Horenko, On a scalable nonparametric denoising of time series signals, *Communications in Applied Mathematics and Computational Science*, DOI 10.2140/camcos.2018.13.107.



**Jürg Hutter, University of Zurich**

J. Lan, J. Hutter, M. Iannuzzi, First-principles simulations of an aqueous CO/Pt(111) interface, *The Journal of Physical Chemistry C*, DOI 10.1021/acs.jpcc.8b05933.

T. Musso, S. Caravati, J. Hutter, M. Iannuzzi, Second generation Car-Parrinello MD: Application to the h-BN/Rh(111) nanomesh, *The European Physical Journal B*, DOI 10.1140/epjb/e2018-90104-y.

J. Wilhelm, D. Golze, L. Talirz, J. Hutter, C. A. Pignedoli, Toward GW calculations on thousands of atoms, *The Journal of Physical Chemistry Letters*, DOI 10.1021/acs.jpcclett.7b02740.

**Andrew Jackson, ETH Zurich**

A. Sheyko, C. Finlay, J. Favre, A. Jackson, Scale separated low viscosity dynamos and dissipation within the Earth's core, *Scientific Reports*, DOI 10.1038/s41598-018-30864-1.

**Himanshu Khandelia, University of Southern Denmark**

V. Dubey, M. Han M, W. Kopec, I. A. Solov'yov, K. Abe, H. Khandelia, K<sup>+</sup> binding and proton redistribution in the E<sub>2</sub>P state of the H<sup>+</sup>, K<sup>+</sup>-ATPase, *Scientific Reports*, DOI 10.1038/s41598-018-30885-w.

K. Olesen, N. Awasthi, D. S. Bruhn, W. Pezeshkian, H. Khandelia, Faster simulations with a 5 fs time step for lipids in the CHARMM force field, *Journal of Chemical Theory and Computation*, DOI 10.1021/acs.jctc.8b00267.

W. Pezeshkia, G. Chevrot, H. Khandelia, The role of caveolin-1 in lipid droplets and their biogenesis, *Chemistry and Physics of Lipids*, DOI 10.1016/j.chemphyslip.2017.11.010.

K. Nguyen, A. Garcia, M. A. Sani, D. Diaz, V. Dubey, D. Clayton, G. Dal Poggetto, F. Cornelius, R. J. Payne, F. Separovic, H. Khandelia, R. J. Clarke, Interaction of N-terminal peptide analogues of the Na<sup>+</sup>, K<sup>+</sup>-ATPase with membranes, *Biochimica et Biophysica Acta (BBA) – Biomembranes*, DOI 10.1016/j.bbamem.2018.03.002.

C. R. Wewera, H. Khandelia, Different footprints of the Zika and dengue surface proteins on viral membranes, *Soft Matter*, DOI 10.1039/c8sm00223a.

**Harald Köstler, University of Erlangen-Nuremberg**

S. Kuckuk, H. Köstler, Whole program generation of massively parallel shallow water equation solvers, 2018 IEEE International Conference on Cluster Computing, DOI 10.1109/CLUSTER.2018.00020.

**Petros Koumoutsakos, ETH Zurich**

J. Šukys, U. Rasthofer, F. Wermelinger, P. Hadjidoukas, P. Koumoutsakos, Multilevel control variates for uncertainty quantification in simulations of cloud cavitation, *SIAM Journal on Scientific Computing*, DOI 10.1137/17M1129684.

G. Arampatzis, D. Wälchli, P. Angelikopoulos, S. Wu, P. Hadjidoukas, P. Koumoutsakos, Langevin diffusion for population based sampling with an application in bayesian inference for pharmacodynamics, *SIAM Journal on Scientific Computing*, DOI 10.1137/16M1107401.

F. Wermelinger, U. Rasthofer, P. E. Hadjidoukas, P. Koumoutsakos, Petascale simulations of compressible flows with interfaces, *Journal of Computational Science*, DOI 10.1016/j.jocs.2018.01.008.

S. Verma, G. Novati, P. Koumoutsakos, Efficient collective swimming by harnessing vortices through deep reinforcement learning, *Proceedings of the National Academy of Sciences of the United States of America*, DOI 10.1073/pnas.1800923115.

**Martin Kunz, University of Geneva**

G. Jelic-Cizmek, F. Lepori, J. Adamek, R. Durrer, The generation of vorticity in cosmological N-body simulations, *Journal of Cosmology and Astroparticle Physics*, DOI 10.1088/1475-7516/2018/09/006.

J. Adamek, C. Clarkson, D. Daverio, R. Durrer, M. Kunz, Safely smoothing spacetime: Backreaction in relativistic cosmological simulations, *Classical and Quantum Gravity*, DOI 10.1088/1361-6382/aaeca5.

M. Jalivand, E. Majerotto, R. Durrer, M. Kunz, Intensity mapping of the 21cm emission: Lensing, *Journal of Cosmology and Astroparticle Physics*, DOI 10.1088/1475-7516/2019/01/020.

### Alexey V. Kuvshinov, ETH Zurich

E. Ivannikova, M. Kruglyakov, A. Kuvshinov, L. Rastätter, A. Pulkkinen, Regional 3-D modeling of ground electromagnetic field due to realistic geomagnetic disturbances, *Space Weather*, DOI 10.1002/2017SW001793.

J. Käufel, A. Grayver, A. Kuvshinov, Topographic distortions of magnetotelluric transfer functions: A high resolution 3-D modelling study using real elevation data, *Geophysical Journal International*, DOI 10.1093/GJI/GGY375.

M. Kruglyakov, A. Kuvshinov, Using high-order polynomial basis in 3-D EM forward modeling based on volume integral equation method, *Geophysical Journal International*, DOI 10.1093/GJI/GGY059.

F. D. Munch, A. V. Grayver, A. Kuvshinov, A. Khan, Stochastic inversion of geomagnetic observatory data including rigorous treatment of the ocean induction effect with implications for transition zone water content and thermal structure, *Journal of Geophysical Research Solid Earth*, DOI 10.1002/2017JB014691.

F. Samrock, A. Grayver, H. Eysteinnsson, M. Saar, Magnetotelluric image of transcrustal magmatic system beneath the Tulu Moya geothermal prospect in the Ethiopian Rift, *Geophysical Research Letters*, DOI 10.1029/2018GL080333.

### Michael Lehning, WSL

F. Gerber, N. Besic, V. Sharma, R. Mott, M. Daniels, M. Gabella, A. Berne, U. Germann, M. Lehning, Spatial variability in snow precipitation and accumulation in COSMO-WRF simulations and radar estimations over complex terrain, *The Cryosphere*, DOI 10.5194/tc-12-3137-2018.

F. Gerber, R. Mott, M. Lehning, The importance of near-surface winter precipitation processes in complex alpine terrain, *Journal of Hydrometeorology*, DOI 10.1175/JHM-D-18-0055.1.

### Ulrike Lohmann, ETH Zurich

B. Gasparini, A. Meyer, D. Neubauer, S. Münch, U. Lohmann, Cirrus cloud properties as seen by the CALIPSO satellite and ECHAM-HAM global climate, *Journal of Climate*, DOI 10.1175/JCLI-D-16-0608.1.

A. Gilgen, W. T. K. Huang, L. Ickes, D. Neubauer, U. Lohmann, How important are future marine and shipping aerosol emissions in a warming Arctic summer and autumn?, *Atmospheric Chemistry and Physics*, DOI 10.5194/acp-18-10521-2018.

A. Gilgen, C. Adolf, S. O. Brügger, L. Ickes, M. Schwikowski, J. F. N. van Leeuwen, W. Tinner, U. Lohmann, Implementing microscopic charcoal particles into a global aerosol-climate model, *Atmospheric Chemistry and Physics*, DOI 10.5194/acp-18-11813-2018.

E. Järvinen, O. Jourdan, D. Neubauer, B. Yao, C. Liu, M. O. Andreae, U. Lohmann, M. Wendisch, G. M. McFarquhar, T. Leisner, M. Schnaiter, Additional global climate cooling by clouds due to ice crystal complexity, *Atmospheric Chemistry and Physics*, DOI 10.5194/acp-18-15767-2018.

M. Labordena, D. Neubauer, D. Folini, A. Patt, J. Lilliestam, Blue skies over China: The effect of pollution-control on solar power generation and revenues, *PLOS ONE*, DOI 10.1371/journal.pone.0207028.

U. Lohmann, D. Neubauer, The importance of mixed-phase and ice clouds for climate sensitivity in the global aerosol-climate model ECHAM6-HAM2, *Atmospheric Chemistry and Physics*, DOI 10.5194/acp-18-8807-2018.

### Sandra Luber, University of Zurich

S. Luber, Localized molecular orbitals for calculation and analysis of vibrational Raman optical activity, *Physical Chemistry Chemical Physics*, DOI 10.1039/C8CP05880F.

J. Mattiat, S. Luber, Efficient calculation of (resonance) Raman spectra and excitation profiles with real-time propagation, *The Journal of Chemical Physics*, DOI 10.1063/1.5051250.

S. Luber, Advancing computational approaches for study and design in catalysis, *CHIMIA International Journal for Chemistry*, DOI 10.2533/chimia.2018.508.

S. Luber, Dynamic ab initio methods for vibrational spectroscopy, *CHIMIA International Journal for Chemistry*, DOI 10.2533/chimia.2018.328.

M. Schilling, M. Böhler, S. Luber, Towards the rational design of the Py5-ligand framework for ruthenium-based water oxidation catalysts, *Dalton Transactions*, DOI 10.1039/C8DT01209A.

M. Schilling, S. Luber, Computational modeling of cobalt-based water oxidation: Current status and future challenges, *Frontiers in Chemistry*, DOI 10.3389/fchem.2018.00100.

### Mathieu Luisier, ETH Zurich

S. Andermatt, M. H. Bani-Hashemian, F. Ducry, S. Brück, S. Clima, G. Pourtois, J. VandeVondele, M. Luisier, Microcanonical RT-TDD-FT simulations of realistically extended devices, *The Journal of Chemical Physics*, DOI 10.1063/1.5040048.

A. Emboras, A. Alabastri, F. Ducry, B. Cheng, Y. Salamin, P. Ma, S. Andermatt, B. Baeuerle, A. Josten, C. Hafner, M. Luisier, P. Nordlander, J. Leuthold, Atomic scale photodetection enabled by a memristive junction, *ACS Nano*, DOI 10.1021/acsnano.8b01811.

A. Szabó, C. Klinkert, D. Campi, C. Stieger, N. Marzari, M. Luisier, Ab-initio simulation of band-to-band tunneling fetts with single- and few-layer 2-D materials as channels, *IEEE Transactions on Electron Devices*, DOI 10.1109/TED.2018.2840436.

A. Ziegler, M. Luisier, Complex band structure effects in k-p-based quantum transport simulations of p-type silicon nanowire transistors, *IEEE Transactions on Electron Devices*, DOI 10.1109/TED.2018.2808842.

N. Yazdani, D. Bozyigit, K. Vuttivorakulchai, M. Luisier, I. Infante, V. Wood, Tuning electron-phonon interactions in nanocrystals through surface termination, *Nano Letters*, DOI 10.1021/acs.nanolett.7b04729.

M. Luisier, F. Ducry, M. H. Bani-Hashemian, S. Brück, M. Calderara, O. Schenk, Advanced algorithms for ab-initio device simulations, *International Conference on Simulation of Semiconductor Processes and Devices (SISPAD)*, DOI 10.1109/SISPAD.2018.8551711.

F. Ducry, K. Portner, S. Andermatt, M. Luisier, Investigation of the electrode materials in conductive bridging RAM from first-principle, *International Conference on Simulation of Semiconductor Processes and Devices (SISPAD)*, DOI 10.1109/SISPAD.2018.8551694.

C. Klinkert, A. Szabo, D. Campi, C. Stieger, N. Marzari, M. Luisier, Novel 2-D materials for tunneling FETs: An ab-initio study, *Proceedings of the 76th Device Research Conference (DRC)*, DOI 10.1109/DRC.2018.8442268.

### Joannis Mantzaras, Paul Scherrer Institute

B. O. Arani, C. E. Frouzakis, J. Mantzaras, F. Lucci, K. Boulouchos, Direct numerical simulation of turbulent channel-flow catalytic combustion: effects of Reynolds number and catalytic reactivity, *Combustion and Flame*, DOI 10.1016/j.combustflame.2017.09.001.

B. O. Arani, J. Mantzaras, C. E. Frouzakis, K. Boulouchos, Hetero-/homogeneous chemistry interactions and flame formation during methane catalytic partial oxidation over rhodium-coated channels, *Combustion and Flame*, DOI 10.1016/j.combustflame.2018.09.029.

### Nicola Marzari, EPF Lausanne

N. Mounet, M. Gibertini, P. Schwaller, D. Campi, A. Merkys, A. Marrazzo, T. Sohier, I. E. Castelli, A. Cepellotti, G. Pizzi, N. Marzari, Two-dimensional materials from high-throughput computational exfoliation of experimentally known compounds, *Nature Nanotechnology*, DOI 10.1038/s41565-017-0035-5.

Y. Katayama, F. Nattino, L. Giordano, J. Hwang, R. R. Rao, O. Andreussi, N. Marzari, Y. Shao-Horn, An in-situ surface-enhanced infrared absorption spectroscopy study of electrochemical CO<sub>2</sub>, *The Journal of Physical Chemistry C*, DOI 10.1021/acs.jpcc.8b09598.

L. Kahle, A. Marcolongo, N. Marzari, Modeling lithium-ion solid-state electrolytes with a pinball model, *Physical Review Materials*, DOI 10.1103/PhysRevMaterials.2.065405.

A. Marrazzo, M. Gibertini, D. Campi, N. Mounet, N. Marzari, Prediction of a large-gap and switchable Kane-Mele quantum spin hall insulator, *Physical Review Letters*, DOI 10.1103/PhysRevLett.120.117701.

G. Prandini, A. Marrazzo, I. E. Castelli, N. Mounet, N. Marzari, Precision and efficiency in solid-state pseudopotential calculations, *npj Computational Materials*, DOI 10.1038/s41524-018-0127-2.

I. Timrov, N. Marzari, M. Cococcioni, Hubbard parameters from density-functional perturbation theory, *Physical Review B*, DOI 10.1103/PhysRevB.98.085127.

### Lucio Mayer, University of Zurich

T. Zana, M. Dotti, P. R. Capelo, S. Bonoli, F. Haardt, L. Mayer, D. Spinoso, External versus internal triggers of bar formation in cosmological zoom-in simulations, *Monthly Notices of the Royal Astronomical Society*, DOI 10.1093/mnras/stx2503.

P. R. Capelo, S. Bovino, A. Lupi, D. R. G. Schleicher, T. Grassi, The effect of non-equilibrium metal cooling on the interstellar medium, *Monthly Notices of the Royal Astronomical Society*, DOI 10.1093/mnras/stx3355.

M. Bonetti, A. Perego, P. R. Capelo, M. Dotti, M. C. Miller, r-process nucleosynthesis in the early universe through fast mergers of compact binaries in triple systems, *Publications of the Astronomical Society of Australia*, DOI 10.1017/pasa.2018.11.

D. S. Reed, T. Dykes, R. Cabezón, C. Gheller, L. Mayer, DIAPHANE: A portable radiation transport library for astrophysical applications, *Computer Physics Communications*, DOI 10.1016/j.cpc.2017.11.009.

D. Guerrero, R. M. Cabezón, J.-G. Piccinali, A. Cavelan, F. M. Ciorba, D. Imbert, L. Mayer, D. Reed, Towards a mini-app for smoothed particle hydrodynamics at exascale, 2018 IEEE International Conference on Cluster Computing, DOI 10.1109/CLUSTER.2018.00077.

### MeteoSwiss

C. Klasa, M. Arpagaus, A. Walser, H. Wernli, An evaluation of the convection-permitting ensemble COSMO-E for three contrasting precipitation events in Switzerland, *Quarterly Journal of the Royal Meteorological Society*, DOI 10.1002/qj.3245.

V. Clement, S. Ferrachat, O. Fuhrer, X. Lapillonne, C. E. Osuna, R. Pincus, J. Rood, W. Sawyer, The CLAW DSL: Abstractions for performance portable weather and climate models, PASC18 Proceedings of the Platform for Advanced Scientific Computing Conference, DOI 10.1145/3218176.3218226.

### Dennis Palagin, Paul Scherrer Institute

M. A. Newton, A. J. Knorpp, A. B. Pinar, V. L. Sushkevich, D. Palagin, J. A. van Bokhoven, On the mechanism underlying the direct conversion of methane to methanol by copper hosted in zeolites; braiding Cu K-edge XANES and reactivity studies, *Journal of the American Chemical Society*, DOI 10.1021/jacs.8b05139.

V. L. Sushkevich, D. Palagin, J. A. van Bokhoven, The effect of the active-site structure on the activity of copper mordenite in the aerobic and anaerobic conversion of methane into methanol, *Angewandte Chemie – International Edition*, DOI 10.1002/anie.201802922.

### Kuo-Chuan Pan, Michigan State University

K.-C. Pan, M. Liebendörfer, S. M. Couch, F.-K. Thielemann, Equation of state dependent dynamics and multi-messenger signals from stellar-mass black hole formation, *The Astrophysical Journal*, DOI 10.3847/1538-4357/aab71d.

R. M. Cabezón, K.-C. Pan, M. Liebendörfer, T. Kuroda, K. Ebinger, O. Heinemann, A. Perego, F.-K. Thielemann, Core-collapse supernovae in the hall of mirrors – A three-dimensional code-comparison project, *Astronomy & Astrophysics*, DOI 10.1051/0004-6361/201833705.

K.-C. Pan, C. Mattes, E. P. O'Connor, S. M. Couch, A. Perego, A. Arcones, The impact of different neutrino transport methods on multidimensional core-collapse supernova simulations, *Journal of Physics G: Nuclear and Particle Physics*, DOI 10.1088/1361-6471/aaed51.

### Michele Parrinello, Università della Svizzera italiana

T. Karmakar, P. M. Piaggi, C. Perego, M. Parrinello, A cannibalistic approach to grand canonical crystal growth, *Journal of Chemical Theory and Computation*, DOI 10.1021/acs.jctc.8b00191.

P. M. Piaggi, M. Parrinello, Predicting polymorphism in molecular crystals using orientational entropy, *Proceedings of the National Academy of Sciences of the United States of America*, DOI 10.1073/pnas.1811056115.

H. Niu, P. M. Piaggi, M. Invernizzi, M. Parrinello, Molecular dynamics simulations of liquid silica crystallization, *Proceedings of the National Academy of Sciences of the United States of America*, DOI 10.1073/pnas.1803919115.

D. Mendels, J. McCarty, P. M. Piaggi, M. Parrinello, Searching for entropically stabilized phases: The case of silver iodide, *The Journal of Physical Chemistry C*, DOI 10.1021/acs.jpcc.7b11002.



Z. F. Brotzakis, V. Limongelli, M. Parrinello, Accelerating the calculation of protein-ligand binding free energy and residence times using dynamically optimized collective variables, *Journal of Chemical Theory and Computation*, DOI 10.1021/acs.jctc.8b00934.

Z. F. Brotzakis, M. Parrinello, Enhanced sampling of protein conformational transitions via dynamically optimized collective variables, *Journal of Chemical Theory and Computation*, DOI 10.1021/acs.jctc.8b00827.

L. Bonati, M. Parrinello, Silicon liquid structure and crystal nucleation from ab-initio deep Metadynamics, *Physical Review Letters*, DOI 10.1103/PhysRevLett.121.265701.

### Alfredo Pasquarello, EPF Lausanne

W. Chen, G. Miceli, G.-M. Rignanese, A. Pasquarello, Non-empirical dielectric-dependent hybrid functional with range separation for semiconductors and insulators, *Physical Review Materials*, DOI 10.1103/PhysRevMaterials.2.073803.

Z. Guo, F. Ambrosio, W. Chen, P. Gono, A. Pasquarello, Alignment of redox levels at semiconductor-water interfaces, *Chemistry of Materials*, DOI 10.1021/acs.chemmater.7b02619.

F. Ambrosio, J. Wiktor, F. De Angelis, A. Pasquarello, Origin of low electron-hole recombination rate in metal halide perovskites, *Energy & Environmental Science*, DOI 10.1039/C7EE01981E.

F. Ambrosio, J. Wiktor, A. Pasquarello, pH-dependent catalytic reaction pathway for water splitting at the BiVO<sub>4</sub>-water interface from the band alignment, *ACS Energy Letters*, DOI 10.1021/acsenergylett.8b00104.

G. Miceli, W. Chen, A. Pasquarello, Nonempirical hybrid functionals for accurate description of band gaps and polaronic distortions, *Physical Review B*, DOI 10.1103/PhysRevB.97.121112.

F. Ambrosio, J. Wiktor, A. Pasquarello, pH-dependent surface chemistry from first principles: Application to the BiVO<sub>4</sub>(010)-water interface, *ACS Applied Materials & Interfaces*, DOI 10.1021/acsami.7b16545.

A. Bouzid, A. Pasquarello, Atomic-scale simulation of electrochemical processes at electrode/water interfaces under referenced bias potential, *Journal of Physical Chemistry Letters*, DOI 10.1021/acs.jpcclett.8b00573.

P. Gono, J. Wiktor, F. Ambrosio, A. Pasquarello, Surface polarons reducing overpotentials in the oxygen evolution reaction, *ACS Catalysis*, DOI 10.1021/acscatal.8b01120.

F. Ambrosio, Z. Guo, A. Pasquarello, Absolute energy levels of liquid water, *Journal of Physical Chemistry Letters*, DOI 10.1021/acs.jpcclett.8b00891.

Z. Guo, F. Ambrosio, A. Pasquarello, Hole diffusion across leaky amorphous TiO<sub>2</sub> coating layers for catalytic water splitting at photoanodes, *Journal of Materials Chemistry A*, DOI 10.1039/C8TA02179A.

J. Wiktor, F. Ambrosio, A. Pasquarello, Role of polarons in water splitting: The case of BiVO<sub>4</sub>, *ACS Energy Letters*, DOI 10.1021/acsenergylett.8.

D. A. J. Whittaker, L. Giacomazzi, D. Adroja, S. M. Bennington, A. Pasquarello, P. S. Salmon, Partial vibrational density of states for amorphous solids from inelastic neutron scattering, *Physical Review B*, DOI 10.1103/PhysRevB.98.064205.

J. Wiktor, F. Ambrosio, A. Pasquarello, Mechanism suppressing charge recombination at iodine defects in CH<sub>3</sub>NH<sub>3</sub>PbI<sub>3</sub> by polaron formation, *Journal of Materials Chemistry A*, DOI 10.1039/c8ta06466k.

J. Wiktor, I. Reshetnyak, M. Strach, M. Scarongella, R. Buonsanti, A. Pasquarello, Sizable excitonic effects undermining the photocatalytic efficiency of beta-Cu<sub>2</sub>V<sub>2</sub>O<sub>7</sub>, *Journal of Physical Chemistry Letters*, DOI 10.1021/acs.jpcclett.8b02323.

F. Ambrosio, A. Pasquarello, Reactivity and energy level of a localized hole in liquid water, *Physical Chemistry Chemical Physics*, DOI 10.1039/C8CP03682A.

### Simone Pezzuto, Università della Svizzera italiana

S. Pezzuto, A. Gharaviri, U. Schotten, G. Conte, R. Krause, A. Auricchio, Beat-to-beat P-wave morphological variability in patients with paroxysmal AF: an in-silico study, *Europace*, DOI 10.1093/europace/euy227.

A. Gharaviri, S. Verheule, J. Eckstein, M. Potse, R. Krause, A. Auricchio, N. H. L. Kuijpers, U. Schotten, Effect of Na<sup>+</sup>-channel blockade on the three-dimensional substrate of atrial fibrillation in a model of endo-epicardial dissociation and transmural conduction, *Europace*, DOI 10.1093/europace/euy236.

### Carlo A. Pignedoli, Empa

S. Mishra, T. G. Lohr, C. A. Pignedoli, J. Liu, R. Berger, J. I. Urgel, K. Müllen, X. Feng, P. Ruffieux, R. Fasel, Tailoring bond topologies in open-shell graphene nanostructures, *ACS Nano*, DOI 10.1021/acsnano.8b07225.

O. Gröning, S. Wang, X. Yao, C. A. Pignedoli, G. Borin Barin, C. Daniels, A. Cupo, V. Meunier, X. Feng, A. Narita, K. Müllen, P. Ruffieux, R. Fasel, Engineering of robust topological quantum phases in graphene nanoribbons, *Nature*, DOI 10.1038/s41586-018-0375-9.

S. Mishra, M. Krzeszewski, C. A. Pignedoli, P. Ruffieux, R. Fasel, D. T. Gryko, On-surface synthesis of a nitrogen-embedded buckyball with inverse Stone-Thrower-Wales topology, *Nature Communications*, DOI 10.1038/s41467-018-04144-5.

X.-Y. Wang, J. I. Urgel, G. Borin Barin, K. Eimre, M. Di Giovannantonio, A. Milani, M. Tommasini, C. A. Pignedoli, P. Ruffieux, X. Feng, R. Fasel, K. Müllen, A. Narita, Bottom-up synthesis of heteroatom-doped chiral graphene nanoribbons, *Journal of the American Chemical Society*, DOI 10.1021/jacs.8b06210.

M. Di Giovannantonio, J. I. Urgel, U. Beser, A. Yakutovich, J. Wilhelm, C. A. Pignedoli, P. Ruffieux, A. Narita, K. Müllen, R. Fasel, On-surface synthesis of indenofluorene polymers by oxidative five-membered ring formation, *Journal of the American Chemical Society*, DOI 10.1021/jacs.8b00587.

A. V. Yakutovich, J. Hoja, D. Passerone, A. Tkatchenko, C. A. Pignedoli, Hidden beneath the surface: Origin of the observed enantioselective adsorption on PdGa(111), *Journal of the American Chemical Society*, DOI 10.1021/jacs.7b10980.

J. Wilhelm, D. Golze, L. Talirz, J. Hutter, C. A. Pignedoli, Toward GW calculations on thousands of atoms, *The Journal of Physical Chemistry Letters*, DOI 10.1021/acs.jpcllett.7b02740.

### Simon Portegies Zwart, Leiden University

S. Portegies Zwart, S. Torres, I. Pelupessy, J. Bédorf, M. X. Cai, The origin of interstellar asteroidal objects like 1I/2017 U1 'Oumuamua, *Monthly Notices of the Royal Astronomical Society*, DOI 10.1093/mnras/sly088.

M. S. Fujii, J. Bédorf, J. Baba, S. Portegies Zwart, The dynamics of stellar discs in live dark-matter haloes, *Monthly Notices of the Royal Astronomical Society*, DOI 10.1093/mnras/sty711.

M. S. Fujii, J. Bédorf, J. Baba, S. Portegies Zwart, Modelling the Milky Way as a dry galaxy, *Monthly Notices of the Royal Astronomical Society*, DOI 10.1093/mnras/sty2747.

### Christoph Raible, University of Bern

C. C. Raible, M. Messmer, F. Lehner, T. F. Stocker, R. Blender, Extratropical cyclone statistics during the last millennium and the 21<sup>st</sup> century, *Climate of the Past*, DOI 10.5194/cp-14-1499-2018.

C. Kilic, F. Lunkeit, C. C. Raible, T. F. Stocker, Stable equatorial ice belts at high obliquity in a coupled ocean-atmosphere model, *The Astrophysical Journal*, DOI 10.3847/1538-4357/aad5eb.

J. J. Gómez-Navarro, C. C. Raible, D. Bozhinova, O. Martius, J. A. Garcia Valero, J. P. Montavez, A new region-aware bias correction method for simulated precipitation in areas of complex orography, *Geoscientific Model Development*, DOI 10.5194/gmd-11-2231-2018.

M. Rohrer, S. Brönnimann, O. Martius, C. C. Raible, M. Wild, G. Compo, P. Poli, Representation of atmospheric circulation features in reanalyses and model simulations, *Journal of Climate*, DOI 10.1175/JCLI-D-17-0350.1.

S. Brönnimann, S., J. Rajczak, C. Schär, C. C. Raible, M. Rohrer, E. M. Fischer, Changing seasonality of moderate and extreme precipitation events in the Alps, *National Hazards Earth System Sciences*, DOI 10.5194/nhess-18-2047-2018.

### Paolo Ricci, EPF Lausanne

F. Riva, N. Vianello, M. Spolaore, P. Ricci, R. Cavazzana, L. Marrelli, S. Spagnolo, Three-dimensional simulations of plasma turbulence in the RFX-mod scrape-off layer and comparison with experimental measurements, *Physics of Plasmas*, DOI 10.1063/1.5008803.

### Ursula Röthlisberger, EPF Lausanne

E. Liberatore, R. Meli, U. Röthlisberger, A versatile multiple time step scheme for efficient ab initio molecular dynamics simulations, *Journal of Chemical Theory and Computation*, DOI 10.1021/acs.jctc.7b01189.

E. Bozkurt, M. A. S. Perez, R. Hovius, N. J. Browning, U. Röthlisberger, Genetic algorithm based design and experimental characterization of a highly thermostable metalloprotein, *Journal of the American Chemical Society*, DOI 10.1021/jacs.7b10660.

**Richard Sandberg, University of Melbourne**

M. Marconcini, R. Pacciani, A. Arnone, V. Michelassi, R. Pichler, Y. Zhao, R. Sandberg, LES and RANS analysis of the end-wall flow in a linear LPT cascade with variable Inlet conditions, part II: Loss generation, Proceedings of ASME Turbo Expo 2018 Turbomachinery Technical Conference and Exposition, DOI 10.1115/GT2018-76450.

**Christoph Schär, ETH Zurich**

N. Ban, J. Rajczak, J. Schmidli, C. Schär, Analysis of precipitation extremes using generalized extreme value theory in convection-resolving climate simulations, *Climate Dynamics*, DOI 10.1007/s00382-018-4339-4.

S. Berthou, E. Kendon, S. Chan, N. Ban, D. Leutwyler, C. Schär, G. Fossler, Pan-European climate at convection-permitting scale: A model intercomparison study, *Climate Dynamics*, DOI 10.1007/s00382-018-4114-6.

S. Brönnimann, J. Rajczak, E. Fischer, C. C. Raible, M. Rohrer, C. Schär, Changing seasonality of moderate and extreme precipitation events in the Alps, *National Hazards Earth System Sciences*, DOI 10.5194/nhess-18-2047-2018.

O. Fuhrer, T. Chadha, T. Hoefler, G. Kwasniewski, X. Lapillonne, D. Leutwyler, D. Lüthi, C. Osuna, C. Schär, T. C. Schulthess, H. Vogt, Near-global climate simulation at 1 km resolution: Establishing a performance baseline on 4,888 GPUs with COSMO 5.0, *Geoscientific Model Development*, DOI 10.5194/gmd-11-1665-2018.

M. Keller, O. Fuhrer, N. Kröner, J. Schmidli, M. Stengel, R. Stöckli, C. Schär, The sensitivity of alpine summer convection to surrogate climate change: An intercomparison between convection-parameterizing and Climate change sensitivity studies with convection-resolving models, *Atmospheric Chemistry and Physics*, DOI 10.5194/acp-18-5253-2018.

M. Labordena, D. Neubauer, D. Folini, A. Patt, J. Lilliestam, Blue skies over China: The effect of pollution-control on solar power generation and revenues, *PLOS ONE*, DOI 10.1371/journal.pone.0207028.

D. Panosetti, L. Schlemmer, C. Schär, Convergence behavior of convection-resolving simulations of summertime deep moist convection over land, *Climate Dynamics*, DOI 10.1007/s00382-018-4229-9.

M. Rohrer, S. Brönnimann, O. Martius, C. C. Raible, M. Wild, G. P. Compo, Representation of extratropical cyclones, blocking anticyclones, and alpine circulation types in multiple reanalyses and model simulations, *Journal of Climate*, DOI 10.1175/JCLI-D-17-0350.1.

L. Schlemmer, C. Schär, D. Lüthi, L. Strebel, A groundwater and runoff formulation for weather and climate models, *Journal of Advances in Modeling Earth Systems*, DOI 10.1029/2017MS001260.

S. L. Sørland, C. Schär, D. Lüthi, E. Kjellström, Regional climate models reduce biases of global models and project smaller European summer warming, *Environmental Research Letters*, DOI 10.1088/1748-9326/aacc77.

M. Wild, M. Z. Hakuba, D. Folini, P. Dörig-Ott, C. Schär, S. Kato, C. Long, The cloud-free global energy balance and inferred cloud radiative effects: An assessment based on direct observations and climate models, *Climate Dynamics*, DOI 10.1007/s00382-018-4413-y.

**Simon Scheidegger, University of Zurich**

S. Scheidegger, D. Mikushin, F. Kubler, O. Schenk, Rethinking large-scale economic modeling for efficiency: Optimizations for GPU and Xeon Phi clusters, 2018 IEEE International Parallel and Distributed Processing Symposium (IPDPS), DOI 10.1109/IPDPS.2018.00070.

S. Scheidegger, A. Treccani, Pricing American options under high-dimensional models with recursive adaptive sparse expectations, *Journal of Financial Econometrics*, DOI 10.1093/jffinec/nby024.

**Olaf Schenk, Università della Svizzera italiana**

M. Luisier, F. Ducry, M. H. Bani-Hashemian, S. Brück, M. Calderara, O. Schenk, Advanced algorithms for ab-initio device simulations, International Conference on Simulation of Semiconductor Processes and Devices (SISPAD), DOI 10.1109/SISPAD.2018.8551711.

S. Scheidegger, D. Mikushin, F. Kubler, O. Schenk, Rethinking large-scale economic modeling for efficiency: Optimizations for GPU and Xeon Phi clusters, 2018 IEEE International Parallel and Distributed Processing Symposium (IPDPS), DOI 10.1109/IPDPS.2018.00070.

T. Yamaguchi, K. Fujita, T. Ichimura, A. Glerum, Y. van Dinther, T. Hori, O. Schenk, M. Hori, M. Lalith, Viscoelastic crustal deformation computation method with reduced random memory accesses for GPU-based computers, Proceedings of Advances in High-Performance Computational Earth Sciences: Applications and Frameworks (IHPCES 2018), DOI 10.1007/978-3-319-93701-4\_3.

T. Simpson, D. Pasadakis, D. Kourounis, K. Fujita, T. Yamaguchi, T. Ichimura, O. Schenk, Balanced graph partition refinement using the graph p-Laplacian, Proceedings of the ACM Platform for Advanced Scientific Computing Conference, PASC18, DOI 10.1145/3218176.3218232.

S. Donfack, P. Sanan, O. Schenk, B. Reys, W. Vanroose, A High arithmetic intensity Krylov subspace method based on stencil compiler programs, Proceedings of the International Conference on High Performance Computing in Science and Engineering, DOI 10.1007/978-3-319-97136-0\_1.

### **Jürgen Schmidhuber, Istituto Dalle Molle di studi sull'Intelligenza Artificiale**

M. Wand, T. Schultz, J. Schmidhuber, Domain-adversarial training for session independent EMG-based speech recognition, Proceedings Interspeech, 2018, DOI 10.21437/Interspeech.2018-2318.

M. Wand, J. Schmidhuber, Investigations on end-to-end audio-visual fusion, Proceedings of the 2018 IEEE International Conference on Acoustics, Speech and Signal Processing, DOI 10.1109/ICASSP.2018.8461900.

### **Julien Seguinot, ETH Zurich**

B. de Fleurian, M. A. Werder, S. Beyer, D. J. Brinkerhoff, I. Delaney, C. F. Dow, J. Downs, O. Gagliardini, M. J. Hoffman, R. L. Hooke, J. Seguinot, A. N. Sommers, SHMIP the subglacial hydrology model intercomparison project, Journal of Glaciology, DOI 10.1017/jog.2018.78.

J. Seguinot, S. Ivy-Ochs, G. Jouvét, M. Huss, M. Funk, F. Preusser, Modelling last glacial cycle ice dynamics in the Alps, The Cryosphere, DOI 10.5194/tc-12-3265-2018.

### **Berend Smit, EPF Lausanne**

A. Gladysiak, K. S. Deeg, I. Doygaliuk, A. Chidambaram, K. Ordiz, P. G. Boyd, S. M. Moosavi, D. Ongari, J. A. R. Navarro, B. Smit, K. C. Stylianou, Biporous metal-organic framework with tunable CO<sub>2</sub>/CH<sub>4</sub> separation performance facilitated by intrinsic flexibility, ACS Applied Materials & Interfaces, DOI 10.1021/acssami.8b13362.

### **Gabriele Sosso, Imperial College London**

G. C. Sosso, T. F. Whale, M. A. Holden, P. Pedevilla, B. J. Murray, A. Michaelides, Unravelling the origins of ice nucleation on organic crystals, Chemical Science, DOI 10.1039/C8SC02753F.

### **Nicola Spaldin, ETH Zurich**

S. Beck, G. Sclauzero, U. Chopra, C. Ederer, Metal-insulator transition in CaVO<sub>3</sub> thin films: Interplay between epitaxial strain, dimensional confinement, and surface effects, Physical Review B, DOI 10.1103/PhysRevB.97.075107.

A. Narayan, A. Cano, A. V. Balatsky, N. A. Spaldin, Multiferroic quantum criticality, Nature Materials, DOI 10.1038/s41563-018-0255-6.

K. Dunnett, A. Narayan, N. A. Spaldin, A. V. Balatsky, Strain and ferroelectric soft-mode induced superconductivity in strontium titanate, Physical Review B, DOI 10.1103/PhysRevB.97.144506.

A. Scaramucci, H. Shinaoka, M. V. Mostovoy, M. Müller, C. Mudry, M. Troyer, N. A. Spaldin, Multiferroic magnetic spirals induced by random magnetic exchanges, Physical Review X, DOI 10.1103/PhysRevX.8.011005.

D. R. Småbråten, Q. N. Meier Quintin, S. H. Skjærvø, K. Inzani, D. Meier, S. M. Selbach, Charged domain walls in improper ferroelectric hexagonal manganites and gallates, Physical Review Materials, DOI 10.1103/PhysRevMaterials.2.114405.

A. Edström, C. Ederer, First-principles-based strain and temperature-dependent ferroic phase diagram of SrMnO<sub>3</sub>, Physical Review Materials, DOI 10.1103/PhysRevB.97.144506.

N. S. Fedorova, Y. W. Windsor, C. Findler, M. Ramakrishnan, A. Bortis, L. Rettig, K. Shimamoto, E. M. Bothschafter, M. Porer, V. Esposito, Y. Hu, A. Alberca, T. Lippert, C. W. Schneider, U. Staub, N. A. Spaldin, Relationship between crystal structure and multiferroic orders in orthorhombic perovskite manganites, Physical Review Materials, DOI 10.1103/PhysRevMaterials.2.104414.

B. Sangiorgio, E. S. Bozin, C. D. Malliakas, M. Fechner, A. Simonov, M. G. Kanatzidis, S. J. L. Billinge, N. A. Spaldin, T. Weber, Correlated local dipoles in PbTe, *Physical Review Materials*, DOI 10.1103/PhysRevMaterials.2.085402.

M. Fechner, A. Sukhov, L. Chotorlishvili, C. Kenel, J. Berakdar, N. A. Spaldin, Magnetophononics: Ultrafast spin control through the lattice, *Physical Review Materials*, DOI 10.1103/PhysRevMaterials.2.064401.

N. S. Fedorova, A. Bortis, C. Findler, N. A. Spaldin, Four-spin ring interaction as a source of unconventional magnetic orders in orthorhombic perovskite manganites, *Physical Review B*, DOI 10.1103/PhysRevB.98.235113.

D. M. Juraschek, S. F. Maehrlein, Sum-frequency ionic Raman scattering, *Physical Review B*, DOI 10.1103/PhysRevB.97.174302.

F. Thöle, N. A. Spaldin, Magnetoelectric multipoles in metals, *Philosophical Transactions of the Royal Society A: Mathematical, Physical and Engineering Sciences*, DOI 10.1098/rsta.2017.0450.

### Romain Teyssier, University of Zurich

S. Nickerson, R. Teyssier, J. Rosdahl, A simple model for molecular hydrogen chemistry coupled to radiation hydrodynamics, *Monthly Notices of the Royal Astronomical Society*, DOI 10.1093/mnras/sty1556.

R. Ruggiero, R. Teyssier, G. B. Lima Neto, V. Perret, Free-floating molecular clumps and gas mixing: hydrodynamic aftermaths of the intracluster–interstellar medium interaction, *Monthly Notices of the Royal Astronomical Society*, DOI 10.1093/mnras/sty2010.

P. Biernacki, R. Teyssier, The combined effect of AGN and supernovae feedback in launching massive molecular outflows in high-redshift galaxies, *Monthly Notices of the Royal Astronomical Society*, DOI 10.1093/mnras/sty216.

H.-Y. Wu, O. Doré, R. Teyssier, P. Serra, Interpreting the cosmic far-infrared background anisotropies using a gas regulator model, *Monthly Notices of the Royal Astronomical Society*, DOI 10.1093/mnras/sty071.

### Davide Tiana, EPF Lausanne

D. T. Sun, L. Peng, W. S. Reeder, S. M. Moosavi, D. Tiana, D. K. Britt, E. Oveisi, W. L. Queen, Rapid, Selective heavy metal removal from water by a metal–organic framework/polydopamine composite, *ACS Central Science*, DOI 10.1021/acscentsci.7b00605.

### Joost VandeVondele, ETH Zurich

O. Schütt, J. VandeVondele, Machine learning adaptive basis sets for efficient large scale density functional theory simulation, *Journal of Chemical Theory and Computation*, DOI 10.1021/acs.jctc.8b00378.

J. Hutter, J. Wilhelm, V. V. Rybkin, M. Del Ben, J. VandeVondele, MP2-and RPA-based ab-initio molecular dynamics and Monte Carlo sampling, *Handbook of Materials Modeling Methods: Theory and Modeling*, DOI 10.1007/978-3-319-42913-7\_58-1.

S. Andermatt, M. H. Bani-Hashemian, F. Ducry, S. Brück, S. Clima, G. Pourtois, J. VandeVondele, M. Luisier, Microcanonical RT-TDDFT simulations of realistically extended devices, *The Journal of Chemical Physics*, DOI 10.1063/1.5040048.

J. J. Corral-Pérez, A. Bansode, C. S. Praveen, A. Kokalj, H. Reymond, A. Comas-Vives, J. VandeVondele, C. Copéret, P. R. von Rohr, A. Urakawa, Decisive role of perimeter sites in silica-supported Ag nanoparticles in selective hydrogenation of CO<sub>2</sub> to methyl formate in the presence of methanol, *Journal of the American Chemical Society*, DOI 10.1021/jacs.8b08505.

### Martin van Driel, ETH Zurich

F. Bissig, A. Khan, M. van Driel, S. C. Stähler, D. Giardini, M. Panning, M. Drilleau, P. Lognonné, T. V. Gudkova, V. N. Zharkov, A.-C. Plesa, W. B. Banerdt, On the detectability and use of normal modes for determining interior structure of Mars, *Space Science Reviews*, DOI 10.1007/s11214-018-0547-9.

J. Clinton, D. Giardini, M. Böse, S. Ceylan, M. van Driel, F. Euchner, R. F. Garcia, S. Kedar, A. Khan, S. C. Stähler, B. Banerdt, P. Lognonné, É. Beucler, I. Daubar, M. Drilleau, M. Golombek, T. Kawamura, M. Knapmeyer, B. Knapmeyer-Endrun, D. Mimoun, A. Mocquet, M. Panning, C. Perrin, N. A. Teanby, The Marsquake service: Securing daily analysis of SEIS data and building the Martian seismicity catalogue for InSight, *Space Science Reviews*, DOI 10.1007/s11214-018-0567-5.



M. Böse, D. Giardini, S. C. Stähler, S. Ceylan, J. F. Clinton, M. van Driel, A. Khan, F. Euchner, P. Lognonné, W. B. Banerdt, Magnitude scales for Marsquakes, *Bulletin of the Seismological Society of America*, DOI 10.1785/0120180037.

B. Knapmeyer-Endrun, S. Ceylan, M. van Driel, Crustal s-wave velocity from apparent incidence angles: A case study in preparation for InSight, *Space Science Reviews*, DOI 10.1007/s11214-018-0510-9.

S. C. Stähler, M. P. Panning, S. D. Vance, R. D. Lorenz, M. van Driel, T. Nissen-Meyer, S. Kedar, Seismic wave propagation in icy ocean worlds, *Journal of Geophysical Research Planets*, DOI 10.1002/2017JE005338.

#### **Stefano Vanni, University of Fribourg**

R. Friedman, S. Khalid, C. Aponte-Santamaría, E. Arutyunova, M. Becker, K. J. Boyd, M. Christensen, J. T. S. Coimbra, S. Concilio, C. Daday, F. J. van Eerden, P. A. Fernandes, F. Gräter, D. Hakobyan, A. Heuer, K. Karathanou, F. Keller, M. J. Lemieux, S. J. Marrink, E. R. May, A. Mazumdar, R. Naftalin, M. Pickholz, S. Piotto, P. Pohl, P. Quinn, M. J. Ramos, B. Schiøtt, D. Sengupta, L. Sessa, S. Vanni, T. Zeppelin, V. Zoni, A.-N. Bondar, C. Domene, Understanding conformational dynamics of complex lipid mixtures relevant to biology, *The Journal of Membrane Biology*, DOI 10.1007/s00232-018-0050-y.

#### **Franco Vazza, University of Bologna**

C. Gheller, F. Vazza, A. Bonafede, Deep learning based detection of cosmological diffuse radio sources, *Monthly Notices of the Royal Astronomical Society*, DOI 10.1093/mnras/sty2102.

F. Vazza, M. Brügggen, P. M. Hinz, D. Wittor, N. Locatelli, C. Gheller, Probing the origin of extragalactic magnetic fields with fast radio bursts, *Monthly Notices of the Royal Astronomical Society*, DOI 10.1093/mnras/sty1968.

F. Vazza, G. Brunetti, M. Brügggen, A. Bonafede, Resolved magnetic dynamo action in the simulated intracluster medium, *Monthly Notices of the Royal Astronomical Society*, DOI 10.1093/mnras/stx2830.

S. Hackstein, F. Vazza, M. Brügggen, J. G. Sorce, S. Gottlöber, Simulations of ultra-high energy cosmic rays in the local Universe and the origin of cosmic magnetic fields, *Monthly Notices of the Royal Astronomical Society*, DOI 10.1093/mnras/stx3354.

#### **Laurent Villard, EPF Lausanne**

N. Ohana, L. Villard, E. Lanti, S. Brunner, B. F. McMillan, N. Tronko, A. Bottino, A. Biancalani, I. Novikau, A. Mishchenko, Mode excitation by an antenna in global gyrokinetic simulations, *Journal of Physics: Conference Series*, DOI 10.1088/1742-6596/1125/1/012017.

E. Lanti, B. F. McMillan, S. Brunner, N. Ohana, L. Villard, Gradient- and flux-driven global gyrokinetic simulations of ITG and TEM turbulence with an improved hybrid kinetic electron model, *Journal of Physics: Conference Series*, DOI 10.1088/1742-6596/1125/1/012014.

#### **Peter Vincent, Imperial College London**

N. A. Loppia, F. D. Witherden, A. Jameson, P. E. Vincent, A high-order cross-platform incompressible Navier-Stokes solver via artificial compressibility with application to a turbulent jet, *Computer Physics Communications*, DOI 10.1016/j.cpc.2018.06.016.

#### **Antigoni Voudouri, Hellenic National Meteorological Service**

A. Voudouri, P. Khain, I. Carmona, E. Avgoustoglou, P. Kaufmann, F. Grazzini, J. M. Bettems, Optimization of high resolution COSMO model performance over Switzerland and Northern Italy, *Atmospheric Research*, DOI 10.1016/j.atmosres.2018.05.026.

#### **David Wilkins, EPF Lausanne**

A. Grisafi, A. Fabrizio, B. Meyer, D. M. Wilkins, C. Corminboeuf, M. Ceriotti, Transferable machine-learning model of the electron density, *ACS Central Science*, DOI 10.1021/acscentsci.8b00551.

#### **Gabriel Wlazłowski, University of Warsaw**

J. Grineviciute, P. Magierski, A. Bulgac, S. Jin, I. Stetcu, Accuracy of fission dynamics within the time dependent superfluid local density approximation, *Acta Physica Polonica B*, DOI 10.5506/APhysPolB.49.591.

P. Magierski, J. Grineviciute, K. Sekizawa, Pairing dynamics and time dependent density functional theory, *Acta Physica Polonica B*, DOI 10.5506/APhysPolB.49.281.

G. Wlazłowski, K. Sekizawa, M. Marchwiany, P. Magierski, Suppressed solitonic cascade in spin-imbalanced superfluid Fermi gas, *Physical Review Letters*, DOI 10.1103/PhysRevLett.120.253002.

### Oleg V. Yazyev, EPF Lausanne

F. Gargiulo, O. V. Yazyev, Structural and electronic transformation in low-angle twisted bilayer graphene, *2D Materials*, DOI 10.1088/2053-1583/aa9640.

M. Pizzochero, O. V. Yazyev, Single-layer  $1T'$ -MoS<sub>2</sub> under electron irradiation from ab-initio molecular dynamics, *2D Materials*, DOI 10.1088/2053-1583/aab279.

N. Xu, Y. T. Qian, Q. S. Wu, G. Autès, C. E. Matt, B. Q. Lv, M. Y. Yao, V. N. Strocov, E. Pomjakushina, K. Conder, N. C. Plumb, M. Radovic, O. V. Yazyev, T. Qian, H. Ding, J. Mesot, M. Shi, Trivial topological phase of CaAgP and the topological nodal-line transition in CaAg(P<sub>1-x</sub>As<sub>x</sub>), *Physical Review B*, DOI 10.1103/PhysRevB.97.161111Phy.

N. Virk, G. Autès, O. V. Yazyev, Electronic properties of one-dimensional nanostructures of the Bi<sub>2</sub>Se<sub>3</sub> topological insulator, *Physical Review B*, DOI 10.1103/PhysRevB.97.165411.

S. Roth, H. Lee, A. Sterzi, M. Zacchigna, A. Politano, R. Sankar, F. C. Chou, G. Di Santo, L. Petaccia, O. V. Yazyev, A. Crepaldi, Reinvestigating the surface and bulk electronic properties of Cd<sub>3</sub>As<sub>2</sub>, *Physical Review B*, DOI 10.1103/PhysRevB.97.165439.

C. J. Yi, B. Q. Lv, Q. S. Wu, B. B. Fu, X. Gao, M. Yang, X. L. Peng, M. Li, Y. B. Huang, P. Richard, M. Shi, G. Li, O. V. Yazyev, Y. G. Shi, T. Qian, H. Ding, Observation of a nodal chain with Dirac surface states in TiB<sub>2</sub>, *Physical Review B*, DOI 10.1103/PhysRevB.97.201107.

J. Du, Z. Lou, S. Zhang, Y. Zhou, B. Xu, Q. Chen, Y. Tang, S. Chen, H. Chen, Q. Zhu, H. Wang, J. Yang, Q. Wu, O. V. Yazyev, M. Fang, Extremely large magnetoresistance in the topologically trivial semimetal  $\alpha$ -WP<sub>2</sub>, *Physical Review B*, DOI 10.1103/PhysRevB.97.245101.

Q. Wu, C. Piveteau, Z. Song, O. V. Yazyev, MgTa<sub>2</sub>N<sub>3</sub>: A reference Dirac semimetal, *Physical Review B*, DOI 10.1103/PhysRevB.98.081115.

M. M. Ugeda, A. Pulkin, S. Tang, H. Ryu, Q. Wu, Y. Zhang, D. Wong, Z. Pedramrazi, A. Martín-Reco, Y. Chen, F. Wang, Z.-X. Shen, S.-K. Mo, O. V. Yazyev, M. F. Crommie, Observation of topologically protected states at crystalline phase boundaries in single-layer WSe<sub>2</sub>, *Nature Communications*, DOI 10.1038/s41467-018-05672-w.

M.-W. Chen, H. Kim, C. Bernard, M. Pizzochero, J. Zaldívar, J. I. Pascual, M. M. Ugeda, O. V. Yazyev, T. Greber, J. Osterwalder, O. Renault, A. Kis, Electronic properties of transferable atomically thin MoSe<sub>2</sub>/h-BN heterostructures grown on Rh(111), *ACS Nano*, DOI 10.1021/acsnano.8b05628.

D. Pasquier, O. V. Yazyev, Excitonic effects in two-dimensional TiSe<sub>2</sub> from hybrid density functional theory, *Physical Review B*, DOI 10.1103/PhysRevB.98.235106.



**Vasileios Karakasis** – Scientific Computing Support Group Lead, User Engagement & Support

|                                |   |
|--------------------------------|---|
| Nationality                    | Greek   |
| Working at CSCS since          | September 2015  |
| Background                     | <p>2000-2005 Diploma in Electrical and Computer Engineering, National Technical University of Athens, Greece</p> <p>2005-2006 Research Assistant, Computing System Laboratory, National Technical University of Athens, Greece</p> <p>2007-2012 Ph.D. in High-Performance Computing, National Technical University of Athens, Greece</p>  |
| Specialised in                 | <p>Since November 2018, I have been leading the Scientific Computing Support Group after I worked for three years as an HPC Application Specialist in the same group. As group lead, I manage the activities of my team to enable our user community to make the best use of the HPC environment that CSCS is providing. My specialization is performance engineering and regression testing. I have been mentoring teams in GPU Hackathons organized by the center and acted as the lead developer of a framework for regression testing and continuous integration of HPC applications. I have been furthermore involved in directive-based GPU programming, representing the center in the OpenACC technical committee. I have been supporting and helping our users in using OpenACC and I have taught GPU programming in seminars held by our center, as well as in a summer school co-organized with USI.</p> |
| Working at CSCS means to me    | Enabling science, by helping our users and providing them the resources for running efficiently on one of the biggest supercomputer systems in the world.   |
| What I like most about my work | What I do like the most about my job is that there is not a regular routine. I enjoy working with my team in supporting our users so they can run their codes optimally on our system, testing and benchmarking codes, designing and implementing solutions for our users' workflows, as well as designing and developing our software tools.   |
| What challenges me at my work  | My team at CSCS is essentially a production engineering team with knowledge that spans the whole software stack, from systems and computer architecture to scientific applications. Anything we do has a direct impact on the users of the center, so everything counts. Given the complexity and the scale of such a large center, this is a big challenge.  |



**Rolando Summermatter** – Facility Manager, Business Services

|                                |   |
|--------------------------------|---|
| Nationality                    | Swiss   |
| Working at CSCS since          | October 2011  |
| Background                     | 1990-1994 Electrician apprenticeship<br>2001-2003 Specialised Diploma in Building installations (HVAC)<br>2008-2010 Diploma of Electrical Installation Mastery  |
| Specialised in                 | As a facility manager in the Business Services Unit, I am responsible for ensuring that technical and infrastructural installations are maintained according to the standards, that they are efficient, and that a well-functioning IT infrastructure is always present at CSCS. It is my task to keep the installations up-to-date and propose improvements where needed. This implies continued specific, individualised training depending on the sector of activity, which may vary between electrical engineering and cooling installation. Over the years I have spent at CSCS, I have had the opportunity to expand my knowledge of datacenter infrastructures, which is very different from a conventional technical infrastructure. I have also been able to refine and expand my knowledge in electrical engineering thanks to multiple projects and analyses carried out on the installations. |
| Working at CSCS means to me    | For me, working at CSCS represents a great opportunity and immense luck, as it gives me the opportunity to work with a competent team. I get updated continuously, and I have the opportunity to carry out diversified activities made interesting also by the evolution of the technologies.   |
| What I like most about my work | CSCS offers a pleasant environment in which you never stop learning.  |
| What challenges me at my work  | My main challenge is to keep up with the ever-changing technologies and to continue to investigate new topics to ensure that I am stimulated.   |



## “If users are happy, we are happy, and we can consider ourselves successful”

After her Postdoc in Chemistry at ETH Zurich, Maria Grazia Giuffreda started working at CSCS in 2006 as a support specialist in the group responsible for user support. In 2010 she was promoted to Group Leader of the User Support team, and then she became Associate Director and head of the User Engagement and Support Unit in 2013. As a group leader, she has now served the user community for about 9 years. In this interview, Maria Grazia Giuffreda gives insight into her challenging work, into the work of her team and, last but not least, into user development during the last decade.



 [Read the article](#)

Maria Grazia Giuffreda, Associate Director and head of the User Engagement and Support Unit, during the interview done by Simone Ulmer, editor Science & Technology at CSCS.



**Maria Grazia, are you bored after nearly a decade of user support?**

Maria Grazia Giuffreda: It is difficult to be bored in this role (laughs). CSCS has always been a very dynamic workplace. With enthusiasm and readiness to get involved and be challenged, there is really no space for boredom. I cannot remember a single quiet year since I have taken over User Support. Every couple of years there is a new flagship system being installed or upgraded, at other times there is a new user community coming in, a new software stack, new services. Frequent changes are common in High-Performance Computing and data centers that are at the forefront of innovation and technology, like CSCS.

**What does a Head of User Engagement and Support at CSCS do? What does your normal day look like?**

I am responsible for the User Lab Program, including proposal submissions, and I am the liaison with the User Lab scientific community. Furthermore, I have account managers reporting to me on paying customers, and I am responsible for PRACE Tier-0 proposal calls. On a typical day I receive several emails from PIs and users asking me questions that need my attention, and I am involved in multiple meetings with colleagues and other leadership team members.

I coordinate the activities of two groups, Scientific Computing Support and Compute and Data Services Support, with weekly discussions with the group leaders. I am also responsible for the account management team who is taking care of the relationships between CSCS and the paying customers, making sure that needs and expectations from both parties are met. Additionally, I supervise help desk activities, problem intervention, and user communication.

**You mentioned PRACE, the Partnership for Advanced Scientific Computing in Europe, where CSCS is a hosting member of a so-called Tier-0 system. What does this mean?**

The objective of PRACE is to enable high-impact scientific discovery and engineering research and development across all disciplines, to enhance European competitiveness for the benefit of society, and to provide a persistent pan-European High-Performance Computing service and infrastructure. Being a hosting member in this organization means that CSCS is offering world class computing and data management resources to scientists all over Europe and seeking to promote challenging and ambitious science.

In PRACE, Swiss scientists can receive access to extreme-scale computing resources of different architectures. Together with Switzerland, currently the other hosting members are France, Italy, Germany and Spain.

**Are there other European collaborations involving CSCS?**

The beauty of working in this field is that science has no borders. Scientists and experts in extreme computing and data science thrive on collaborations and joint ventures. This is why CSCS is involved in a number of European and international collaborations, such as the European Centers of Excellence for HPC applications, MaX (Materials at eXascale), ESIWACE2 (Excellence in Simulation of Weather and Climate in Europe), the Human Brain Project, MAESTRO (Middleware for memory and data-awareness in workflows), and PLAN-E (Platform of National eScience/Data Research Centers in Europe), to name a few.

**Users from the User Lab scientific community apply for free resources, but customers are users buying computing time without application?**

Academic users can get access to computational and data resources for free, but they have to present high-quality projects that their peers deem to be worth pursuing. In particular, CSCS organizes two national calls for proposals each year and participates in two annual European PRACE Tier-0 calls. Proposals submitted to the national calls are first scrutinized by in-house experts for their technical soundness and feasibility and then sent to two scientific reviewers from academic institutions abroad. Based on these assessments, an independent expert committee ranks the proposals and makes recommendations on allocations of computer time, which the Director of CSCS has so far always followed in making final decisions. The painstaking procedure is designed to guarantee that all projects be treated equally and that all promising projects can be implemented on high-performance computers. Alternatively, users have the choice to buy resources and so become paying customers of CSCS. Allocations are then granted without peer review; however, used funds will typically come from funding organizations that implement their own selection process.

**We are talking about 1 500 users. How many people take care of them, or in other words, how large is your team?**

There are 20 members in the User Engagement and Support Unit. This might look like a lot but, actually, being part of this team does not mean that all we do is answer tickets from users.

The team does tremendous work to keep the system healthy from a user's point of view. The team recently assembled a professional regression suite, known as Reframe, to check the status of the system, and they have been so successful that other centers are starting to adopt their work flow and other teams within CSCS are starting to use it for their own daily work. The team has automated the installation of applications and scientific libraries such that, whenever there are major upgrades, we can easily reinstall and recompile our supported software stack. The team also prepares procedures for users to help them install their own applications easily. Furthermore, team members are working on benchmark suites for the production system and they are looking into new cloud services that CSCS is starting to provide, including continuous integration and interactive computing. What perhaps is not clear is that being part of the support team comes with a huge responsibility; after all, we take care of the core business of CSCS: If users are happy, we are happy, and we can consider ourselves successful.

**“User Engagement” sounds like a challenge.**

It depends on what we mean by User Engagement. For me it means to have an open channel with the user community. I am very excited by the User Lab Day, which we re-introduced in 2018. It is important that members of our user community know that there is an opportunity to come and discuss with us their wishes and their requests, and to make sure that they understand that we value their opinion. On the other hand, it is also of absolute importance for CSCS to reach out and present new services being offered. In my opinion, we cannot detach ourselves from our users. We need to make sure that we convey our messages, inform about our strategies, visions, and services, and work together with users who play a vital role in ensuring our success through supporting their outstanding science in the most effective way.

**I assume there are users with a lot of experience as well as newcomers. How specific to a particular person is the user support?**

The very experienced users are often considered collaborators more than anything else. They come to us with very high-level issues that regularly require the effort of both parts to diagnose and to solve, but we also get in touch with them when we need their help, for example when testing new services in pre-production.

Newcomers are more likely to require our assistance to get started. There are numerous ways in which we support them, for instance with an interactive tool on our user portal that generates job scripts custom-tailored to their needs. We also offer webinars that help them get started at CSCS. Our webpage provides instructions and information on a range of topics. Furthermore, we offer courses that are relevant to new users. I think the bottom line is that all users are important. There are no silly or intelligent questions, there are just questions; and we are there to help our users to get the most out of our resources.

**Has your job changed over the years, or has it stayed pretty much the same?**

The job has certainly changed as it needs to adapt to the rapid advances in hardware and software technology. Responsibilities and even the strategy of CSCS as an organization may change whenever new services are implemented. I am always behind my team and find it very important to discuss changes in daily work as well as in medium-term goals. This may not be as obvious for other units, but whatever we do has an immediate impact on our user community. Whatever we deploy as tools, any new service has to be robust, well-thought out and well-planned. We do not have the freedom to simply test and see how it goes, because the impact on the users will be immediate and non-negligible. Our services are evolving, and therefore also are the responsibilities that come with it. Even in the user program, I face challenges at times when new scientific disciplines join our user community. Their requirements may be quite different from those that we are used to, and we may need to implement new tools, software, and services and even adapt proposal submissions.

**In addition to user support, another challenging part of your work is your involvement in the distribution of computing time. You are a kind of “interface” between user and Scientific Advisory Board. What is the biggest challenge for you in that role?**

This is something that I really enjoy doing. I like to look at proposals and find expert scientific reviewers, even though this requires a lot of time and concentration. We have an excellent Scientific Advisory Board who meticulously discuss every proposal based on technical assessment at CSCS and scientific review. The biggest challenge for me is to convey the right messages to the applicants concerning the outcome of their project proposals. There is a lot of competition for HPC resources on Piz Daint, and therefore only the very best projects are granted full allocation.

Lower-ranked proposals need to be cut in allocation and some proposals need to be rejected. Proper response to the latter is not always easy, however, it is important to let applicants know why their proposals were cut or rejected so they rest assured that their proposal was considered seriously and they find ways to improve their chances in future calls.

**In addition to the daily business of your group, CSCS offers a wide range of training courses for users. Can you briefly name the most important ones?**

Every year we develop a training program that includes new offerings covering new tools and technology, as well as courses we have repeatedly offered over the years due to their proven importance to many of our users. In 2019 we are offering courses on: Distributed TensorFlow, Scientific Python, GPU programming, OpenACC (in our Summer School), Interactive supercomputing (Jupyter and similar services), Advanced C++, and HPX as well as visualization.

**Is the large spectrum of courses a consequence of the increasingly complex technologies and the increasingly complex scientific questions that researchers want to solve with the help of simulations, or are there other reasons?**

We are trying to help our users to deploy our production systems in the most effective way, therefore we offer courses in parallel computing on GPUs among others. On the other hand, we also want to make users aware of new technologies and new services that they might not be aware of but may prove useful to them, or that they might know of but not in as much detail as is necessary to tap their full potential.

**Has the user behavior changed during your many years of experience?**

Of course, users always want to do their research as soon as possible, and, if possible, just “now”. Still I have noticed growing awareness of the complexity of running a computer center successfully, of offering stable and reliable HPC and storage resources. Users have definitely shown a growing readiness to collaborate with us and contribute to making our services as useful as possible. I think that these days, more than ever before, they see us as their peers, not on a scientific level, but for issues regarding the technical realization of their scientific projects.

As you mentioned earlier, CSCS re-introduced the user day in 2018. The annual user meeting offered — besides a scientific presentation of ETH-professor Vanessa Wood and insights into the work of CSCS behind the curtain — for the first time workshops on various topics, at which CSCS experts answered questions from the audience. This was very well received.

**What was the trigger for the new programme, which offered plenty of room for discussion?**

We want to reach out to our users. We wish to make them aware of new services in place at CSCS. In other words, we need to move forward but we want the community to evolve with us and not be left behind to catch up only later. The new format establishes better communication needed for CSCS to know about changing user needs and for users to learn about future plans of CSCS. We also need to reach out to scientists that have not yet used HPC but might well benefit of it. The User Lab Day is the day where everybody can “meet the Swiss National Supercomputing Centre” to openly discuss wishes, visions, and services.

**Will next year’s programme again have such a broad spectrum of topics or has the success inspired even more new ideas?**

We will certainly repeat the format with parallel sessions to cover those topics that are important for CSCS and for our users. We are finalizing the program based also on feedback from the participants and the users.

**If you made a wish for the CSCS users, what would it be?**

Looking at the future, I wish for a community of users and customers that continues to be open-minded, like only scientists and dreamers can be, that embraces whatever new technologies and evolutions come our way, and that willingly accepts the challenges and the opportunities rather than looking back and wishing for what can no longer be, as nice as it might have been.

# Impressions of the the CSCS User Lab Day 2018



 Read the article

**On September 11 in Lucerne, CSCS welcomed more than 70 scientists from Swiss universities and research institutions to plenary and parallel sessions designed to inform about current activities and new services provided by the centre.**

On the lakeshore of “Vierwaldstättersee” in sunny Lucerne, CSCS staff welcomed scientists from Switzerland and across Europe to the CSCS User Lab Day 2018. More than 70 participants from Swiss universities and research institutions attended plenary and parallel sessions in which the centre informed about current activities and new services. Ample time and opportunity for networking was allotted during coffee and lunch breaks and during an apéro just after the last session.

In her welcome address, Maria Grazia Giuffreda, Head of User Engagement and Support, encouraged attendees to use the opportunity for networking. “On the one hand, CSCS is here to present activities and new services, and to share the mid-term strategy, but on the other hand, we wish to meet all of you face-to-face and talk openly about expectations and wishes”.

The official program started with an inspiring lecture delivered by Vanessa Wood, professor at the Department of Information Technology and Electrical Engineering at ETH Zurich: “Adventures of an Experimentalist in the World of Large-Scale Simulations Big Data”. Afterward, the plenary presentations of CSCS staff outlined the resources and services offered by CSCS and used by scientists from all major Swiss research institutions.















# Finances

## User Lab Expenditures & Income

|   | Expenses CHF         |                                      | Income CHF           |
|---|----------------------|--------------------------------------|----------------------|
| <b>Investments</b>  | <b>2 472 847.05</b>  | <b>Basic Budget Income</b>           | <b>25 347 909.33</b> |
| <b>Equipment and Furniture</b>  | <b>36 602.15</b>     | ETH Zurich Operations                | 18 997 909.33        |
| <b>Personnel</b>  | <b>10 479 422.83</b> | ETH-Rat - HPCN Investments           | 5 000 000.00         |
| Payroll   | 8 082 858.03         | ETH-Rat -                            | 1 350 000.00         |
| Employer's Contributions  | 1 452 619.20         | PASC Initiative Software Development |                      |
| Further Education, Travel, Recruitment  | 943 945.60           |                                      |                      |
| <b>Other Material Expenses</b>  | <b>8 162 250.28</b>  | <b>Other Income</b>                  | <b>151 784.32</b>    |
| Maintenance Building & Technical Infrastructure   | 431 896.60           | Services / Courses                   | 73 447.24            |
| Energy  | 2 383 238.73         | Reimbursements                       | 18 810.88            |
| Administrative Expenses   | 7 438.26             | Other                                | 59 526.20            |
| Hardware, Software, Services  | 4 323 130.14         |                                      |                      |
| Remunerations, Marketing Workshops, Services  | 511 615.24           |                                      |                      |
| Other   | 504 931.31           |                                      |                      |
| <b>Extraordinary Expenditures</b>   | <b>1 215 548.59</b>  |                                      |                      |
| Membership Fees   | 58 461.46            |                                      |                      |
| PASC Initiative Contribution External Projects  | 1 157 087.13         |                                      |                      |
| <b>Total Expenses</b>   | <b>22 366 670.90</b> | <b>Total Income</b>                  | <b>25 499 693.65</b> |
| <b>Balance</b>  |                      |                                      | <b>3 133 022.75</b>  |
|   |                      |                                      |                      |
| .+. Rollover Project Fund PASC & IAAS 2017  |                      |                                      | 823 415.70           |
| ./. Rollover Project Fund PASC & IAAS 2018  |                      |                                      | 820 881.91           |
| <b>Total Balance User Lab 2018 Operational Funds &amp; HPCN Investments - Transferred back to ETH Zurich 31.12.2018</b> |                      |                                      | <b>3 135 556.54</b>  |

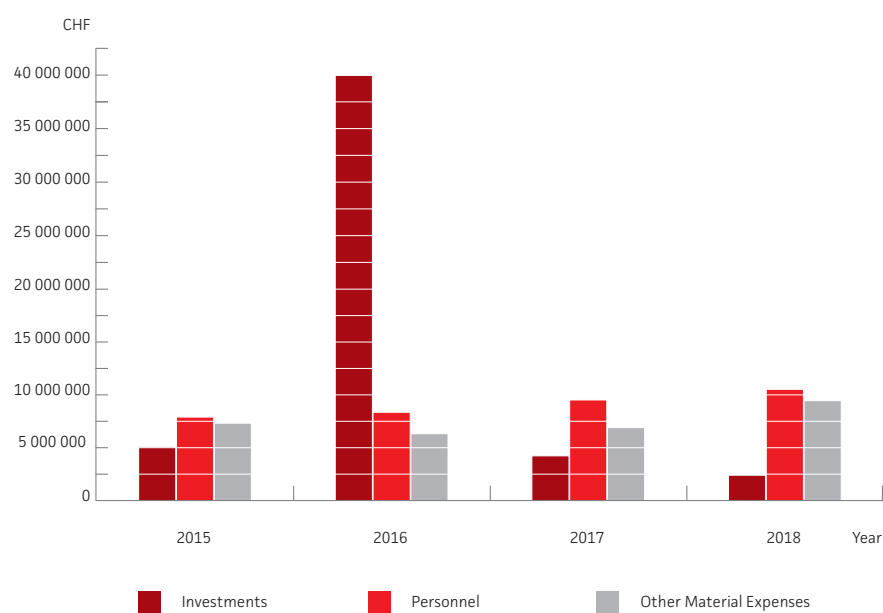


## Third-Party Contributions

|   | CHF                  |
|---|----------------------|
| <b>Third-Party Contributions</b>            | <b>10 953 871.30</b> |
| EU Projects (excl. 2/3 overhead ETH Zurich) | 4 003 075.00         |
| MeteoSwiss                                  | 2 187 000.00         |
| Blue Brain Project                          | 1 119 917.00         |
| CHIPP                                       | 1 022 547.00         |
| PRACE High-Level Support Team               | 773 856.60           |
| IAAS  | 749 000.00           |
| University of Zurich                        | 304 000.00           |
| Paul Scherrer Institut                      | 277 200.00           |
| MARVEL                                      | 205 000.00           |
| Hilti                                       | 178 265.00           |
| NCCR MARVEL / SNF                           | 65 711.70            |
| Università della Svizzera italiana          | 36 000.00            |
| University of Geneva                        | 20 000.00            |
| Partner Re                                  | 12 300.00            |

## User Lab Expenses Development (CHF)

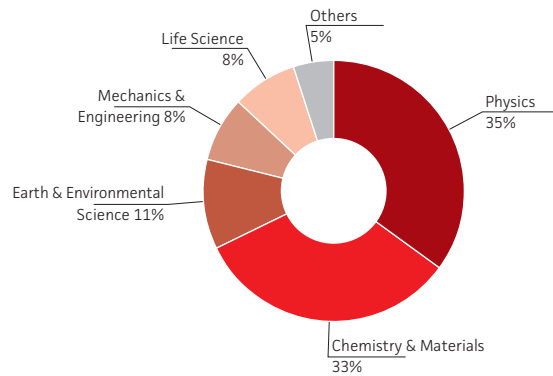
|                         | 2015      | 2016       | 2017      | 2018       |
|-------------------------|-----------|------------|-----------|------------|
| Investments             | 5 042 501 | 40 023 533 | 4 218 973 | 2 472 847  |
| Personnel               | 7 842 930 | 8 313 178  | 9 478 260 | 10 479 422 |
| Other Material Expenses | 7 271 103 | 6 293 094  | 6 877 461 | 9 414 401  |



# Usage Statistics

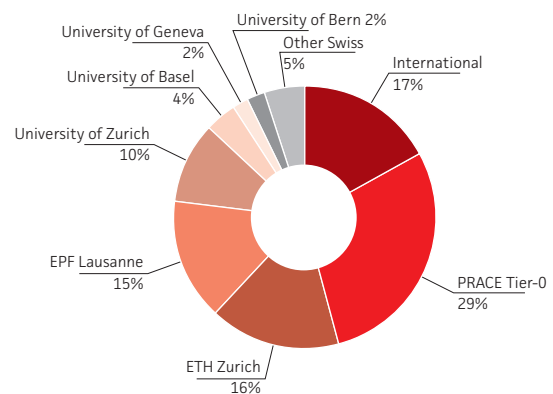
## User Lab Usage by Research Field

| Research Field                | Node h            | %          |
|-------------------------------|-------------------|------------|
| Physics                       | 15 537 867        | 35         |
| Chemistry & Materials         | 14 370 198        | 33         |
| Earth & Environmental Science | 4 736 388         | 11         |
| Mechanics & Engineering       | 3 650 101         | 8          |
| Life Science                  | 3 308 827         | 8          |
| Others                        | 2 175 327         | 5          |
| <b>Total Usage</b>            | <b>43 778 708</b> | <b>100</b> |



## User Lab Usage by Institution

| Institution          | Node h            | %          |
|----------------------|-------------------|------------|
| International        | 7 327 101         | 17         |
| PRACE Tier-0         | 12 598 014        | 29         |
| ETH Zurich           | 7 201 448         | 16         |
| EPF Lausanne         | 6 532 008         | 15         |
| University of Zurich | 4 229 333         | 10         |
| University of Basel  | 1 840 126         | 4          |
| University of Geneva | 941 616           | 2          |
| University of Bern   | 749 782           | 2          |
| Other Swiss          | 2 359 280         | 5          |
| <b>Total Usage</b>   | <b>43 778 708</b> | <b>100</b> |





# Compute Infrastructure

## Computing Systems Overview

| Name        | Model               | Installation/Upgrades    | Owner                      | TFlops         |
|-------------|---------------------|--------------------------|----------------------------|----------------|
| Piz Daint   | Cray XC50/Cray XC40 | 2012 / 13 / 16 / 17 / 18 | User Lab, UZH, NCCR Marvel | 27 154 + 2 193 |
| Phoenix     | x86 Cluster         | 2007 / 12 / 14 / 15 / 16 | CHIPP (LHC Grid)           | 86             |
| Piz Kesch   | Cray CS-Storm       | 2015                     | MeteoSwiss                 | 196            |
| Piz Escha   | Cray CS-Storm       | 2015                     | MeteoSwiss                 | 196            |
| Monte Leone | HP Cluster          | 2015                     | User Lab                   | 7 + 15         |
| Grand Tavé  | Cray X40            | 2017                     | Research & Development     | 437            |

## Computing Systems Specifications

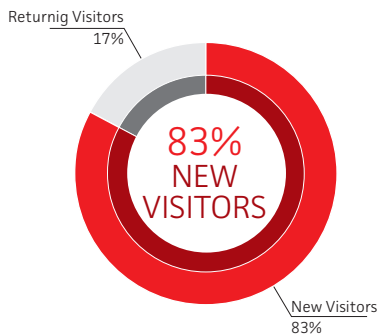
| Name        | Interconnect Type | CPU Type                            | No. Cores | No. Sockets per Node | No. Nodes |
|-------------|-------------------|-------------------------------------|-----------|----------------------|-----------|
| Piz Daint   | Cray Aries        | Intel Xeon E5-2690 v3 + Nvidia P100 | 12        | 1 + 1                | 5 704     |
|             |                   | Intel Xeon E5-2695 v4               | 18        | 2                    | 1 813     |
| Phoenix     | Infiniband FDR    | Intel Xeon E5-2670                  | 8         | 2                    | 64        |
|             |                   | Intel Xeon E5-2690                  | 8         | 2                    | 1         |
|             |                   | Intel Xeon E5-2680 v2               | 10        | 2                    | 48        |
|             |                   | Intel Xeon E5-2680 v4               | 14        | 2                    | 40        |
| Piz Kesch   | Infiniband FDR    | Intel Xeon E5-2690 v3 + Nvidia K80  | 12        | 2 + 8                | 12        |
| Piz Escha   | Infiniband FDR    | Intel Xeon E5-2690 v3 + Nvidia K80  | 12        | 2 + 8                | 12        |
| Monte Leone | 10 Gb Ethernet    | Intel Xeon E5-2667 v3               | 8         | 2                    | 6         |
|             |                   | Intel Xeon E5-2667 v3               | 8         | 2                    | 7         |
|             |                   | Intel Xeon E5-2690 v3 + Nvidia K40C | 12        | 2 + 1                | 4         |
| Grand Tavé  | Cray Aries        | Intel Xeon Phi CPU 7230             | 64        | 1                    | 164       |

# Communications Statistics

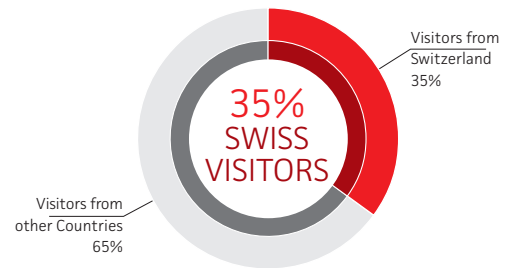
## Website cscs.ch

|                                  | 2017   | 2018   |
|----------------------------------|--------|--------|
| Total Website Visitors           | 87 678 | 76 265 |
| Average Website Visits (Minutes) | 2:49   | 2:22   |

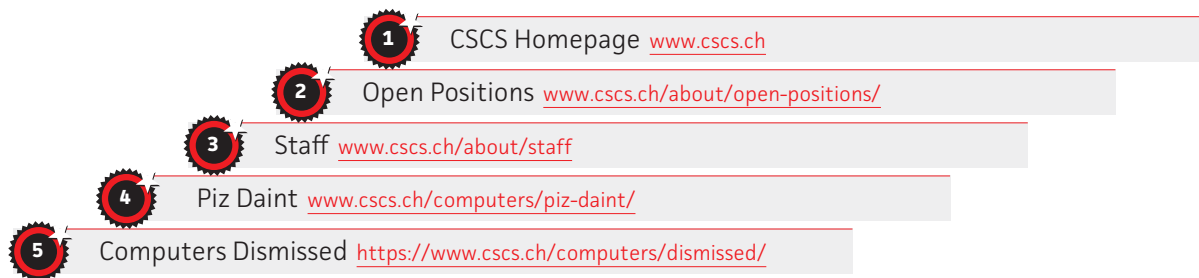
### New Visitors



### Visitors Origin



## Top 5 Most Visited Website Pages



## Twitter

|           | 2017 | 2018  |
|-----------|------|-------|
| Followers | 866  | 1 097 |

## LinkedIn

|           | 2017  | 2018  |
|-----------|-------|-------|
| Followers | 6 164 | 6 810 |

## YouTube

|                                 | 2017    | 2018    |
|---------------------------------|---------|---------|
| Watch Time (Minutes)            | 568 872 | 613 000 |
| Average View Duration (Minutes) | 4:41    | 5:21    |
| Number of Views                 | 121 234 | 114 600 |

## Facebook

|           | 2017 | 2018 |
|-----------|------|------|
| Followers | 139  | 181  |

## CSCS in the News

|               | 2017 | 2018 |
|---------------|------|------|
| News Websites | 334  | 341  |
| Print         | 159  | 196  |
| Radio & TV    | 12   | 7    |

## Word Cloud of News Related to CSCS

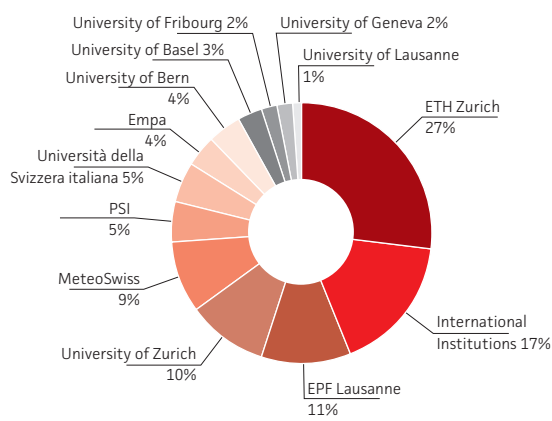


# User Satisfaction

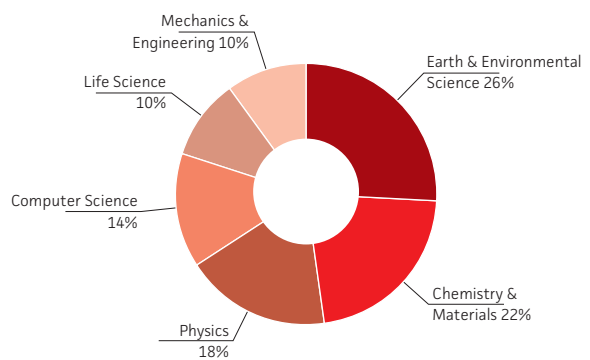
A user satisfaction survey was submitted to 1 584 users in January 2019. The response rate was of 14.9% (236 answers).

## User Profile

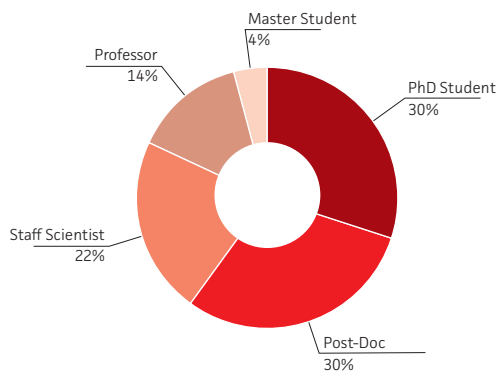
### Your institution



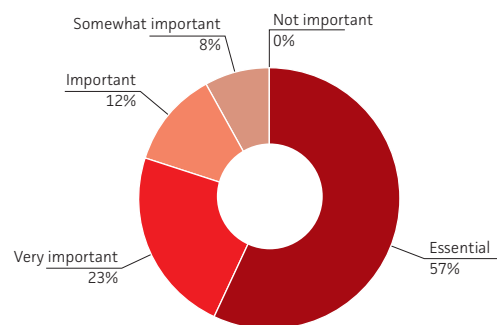
### Your scientific field



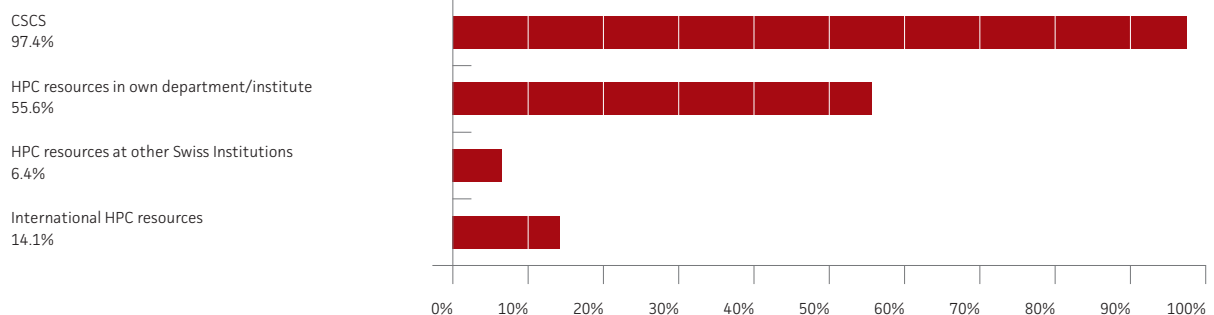
### Your position



### For my research, CSCS resources are



### Which HPC resources are you using?



## User Support

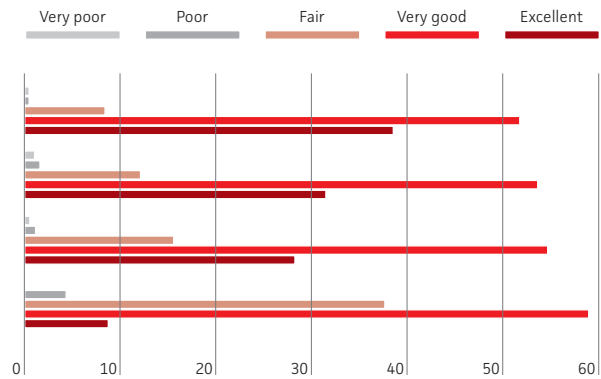
### How do you rate the quality of...

Helpdesk support

System support

Application support

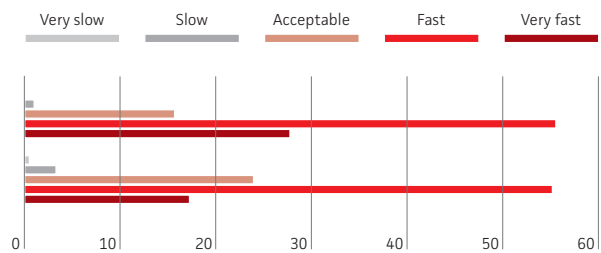
The offer of training courses and user events



### How fast does support handle your request?

The reaction time of the helpdesk is

The time to solution for the support requests is



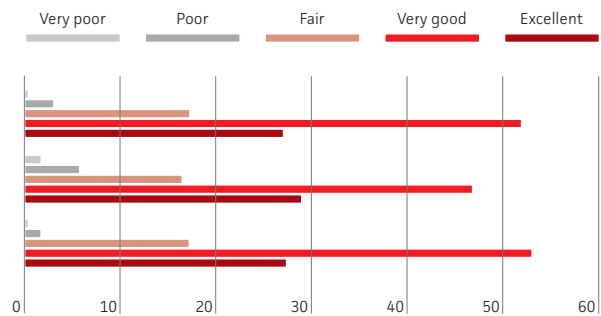
## System Availability, Stability and Usability

### How you perceive...

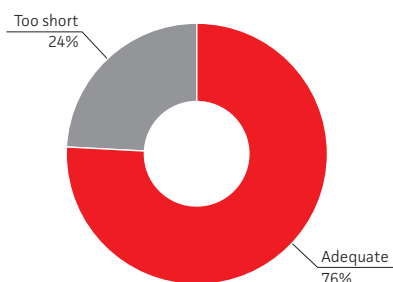
The availability of CSCS systems?

The stability of CSCS systems?

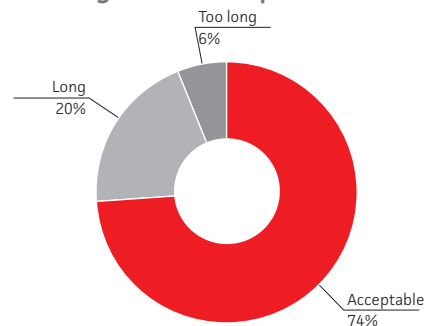
The ease of use of CSCS systems?



### The run time limits for batch jobs are



### The job waiting time in the queue is



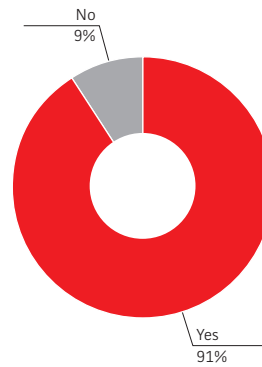


## Project Proposal Process

Have you been submitting project proposals to CSCS (as PI or supporting the PI?)

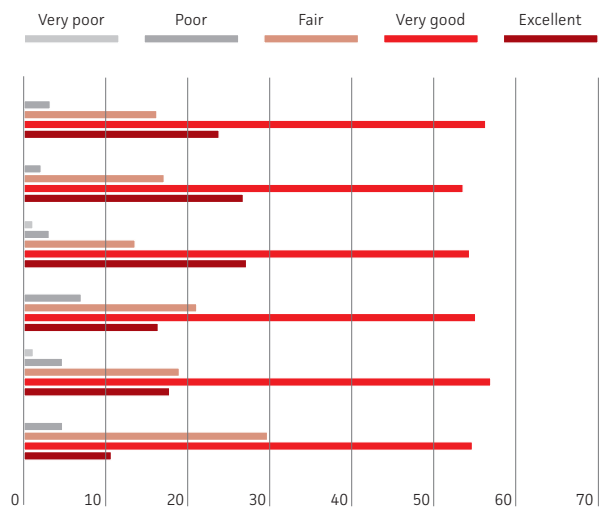


Is the reviewing process transparent?



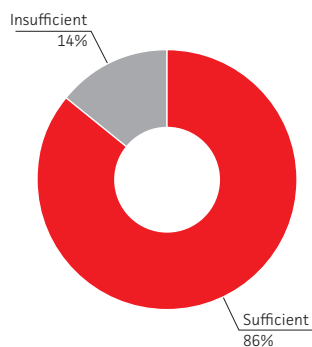
How do you perceive the submission process?

- The submission portal is
- The quality of the submission form is
- The support provided during the call is
- The feedback from scientific reviewers is
- The feedback from technical reviewers is (when given)
- The information provided by the panel committee is

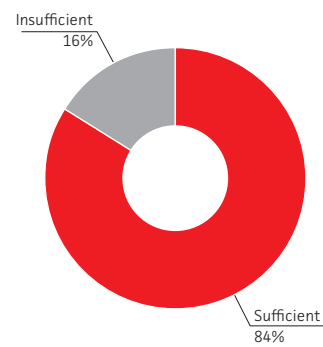


## Adequacy of Allocated Resources

The resources assigned to my project are

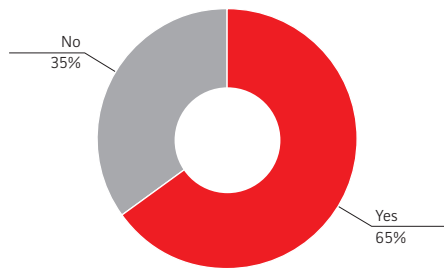


My storage allocation on "project" is

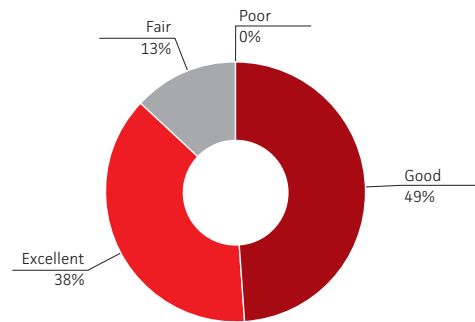


## Application Development

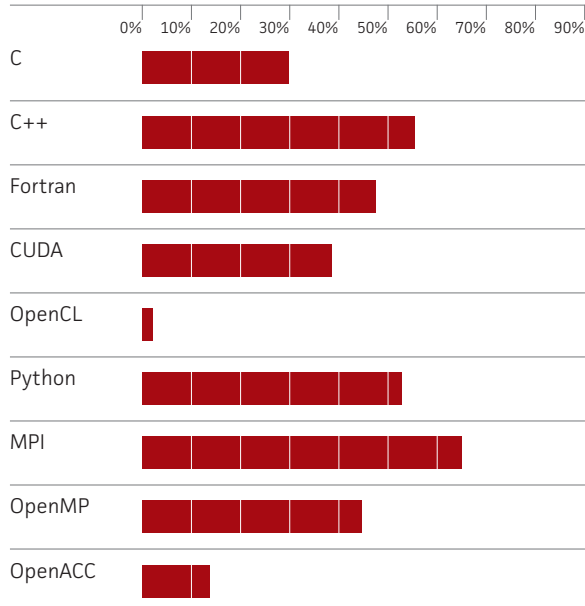
Do you develop and maintain application codes?



How do you rate the offered range of programming tools (compilers, libraries, editors, etc.)?

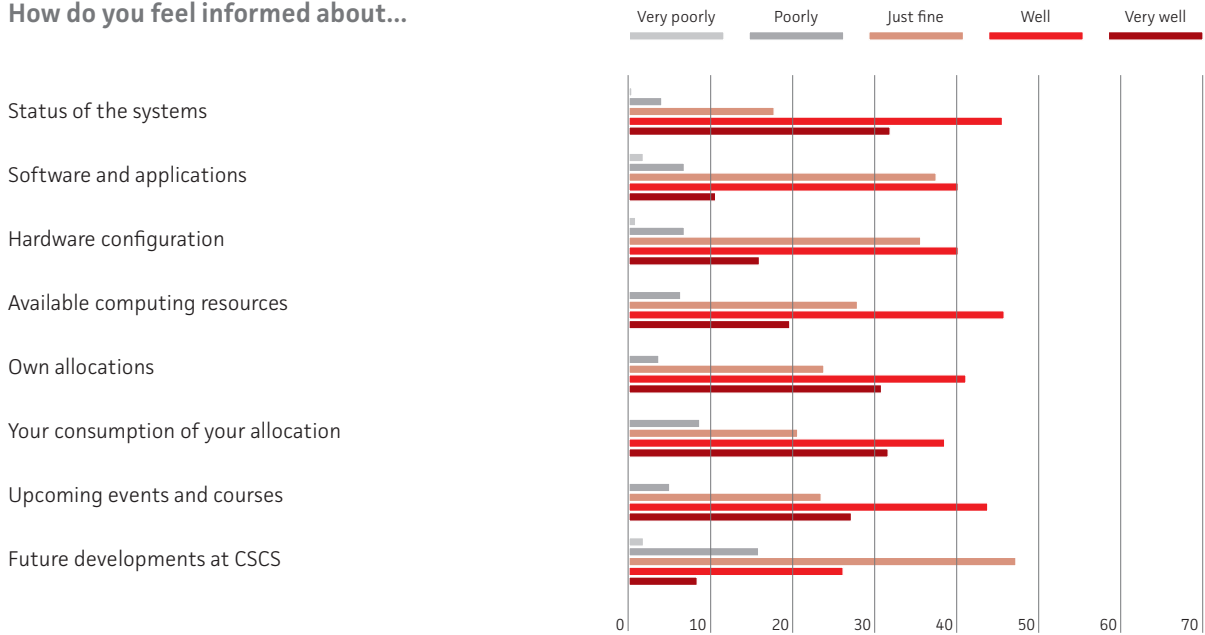


Which programming languages and parallelization paradigms are you using primarily?



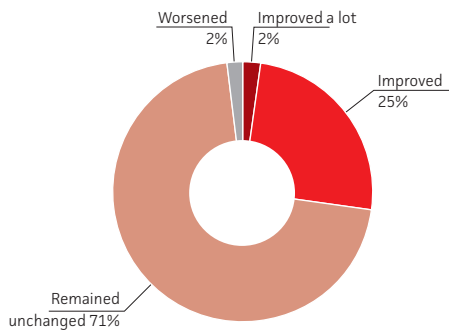
## Information & Communication

### How do you feel informed about...

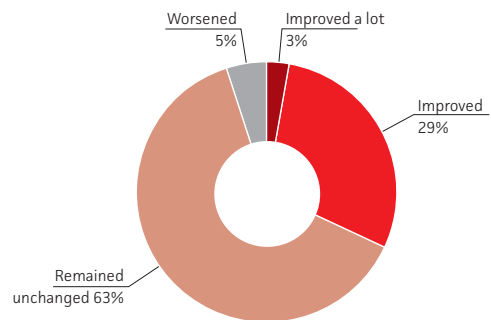


## Perception of CSCS

How has the communication between CSCS and the user community developed during last year?



My general view in the last year is that CSCS (systems, services, support) has





# Impressum

CSCS Swiss National Supercomputing Centre  
Via Trevano 131  
6900 Lugano  
Switzerland

Phone +41 91 610 82 11  
Fax +41 91 610 82 09  
[www.cscs.ch](http://www.cscs.ch)

## **Design & Layout**

Humus Brand Culture

## **Editorial Board**

Michele De Lorenzi  
Maria Grazia Giuffreda  
Timothy Robinson  
Angela Schneebeili  
Valentina Tamburello  
Simone Ulmer

## **Photos**

CSCS, Marco Abram, Matteo Aroldi, Alessandro Della Bella  
Staff portraits: Alessandro Della Bella  
Cover: Alessandro Della Bella

## **Printing**

Lepori & Storni

## **Print-run**

300





